

PERFECT VIEW™

WIPER BLADES

**CONSISTENT
PERFORMANCE
IN ALL WEATHER.**

Wiper Blade Catalog 2025



PERFECT VIEW™

Engineered, tested, and manufactured by Bosch | Conçu, testé et fabriqué par Bosch | Diseñado, probado y fabricado por Bosch



PERFECT VIEW™ NEW REAR WIPER BLADES



OPTIMAL PERFORMANCE FOR QUICK INSTALLATION

- 1 Consolidated adapter system with **OE-like performance and user-friendly concept**
- 2 Patented dual tension spring **optimizes force distribution for consistent wiping performance**
- 3 Synthetic rubber with treated wiping edge **reduces friction for longer service life**

PerfectView Rear Coverage

Part #	US VIO %	CA VIO %	Adapters	
PVRC10	4.60%	6.20%	A, B, C	Consolidated
PVRC11	8.80%	9.80%	A, F4	
PVRC12	13.40%	19.10%	A, B	
PVRC121	10.60%	9.90%	C, D	
PVRC13	1.00%	1.60%	F1, F4	
PVRC14	13.30%	14.90%	A, B, C	
PVRC15	1.70%	2.70%	F2, F4	Direct Fit
PVR10A	3.60%	2.70%		
PVR131	7.70%	3.50%		
PVR14C	0.70%	0.30%		
PVR16A	3.20%	2.10%		
PVR16B	2.10%	1.80%		
Total	70.70%	74.70%		

Consolidated

Beam



Direct Fit

Conventional



Plastic



Includes adaptors for the following connection types




* Direct installation, adaptors not needed

PERFECT VIEW™

Consistent Performance In All Weather

- 1 Double Precision-Tensioned Steel Spring** applies consistent pressure along the entire blade length
- 2 Aerodynamic wind spoiler** improves airflow, creates downforce and protects tension spring from snow and ice buildup
- 3 Synthetic rubber wiping edge** for reduced friction and noise
- 4 Secured Double Locking Adapter** fits most vehicles for a secure, easy installation



PERFECT VIEW™

Application Guide

Wiper Blades for Cars, Trucks and Vans

	Page
Wiper Blade Quick-Reference Guide	A
Car, Truck and Van Applications	1

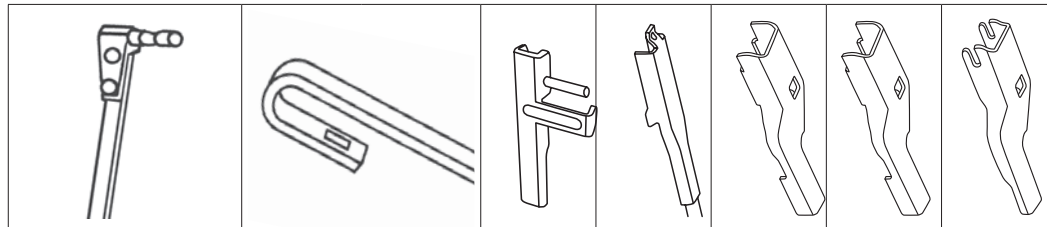
Wiper Blade Quick-Reference Guide

PERFECT VIEW™

Beam



Product Feature	Product Benefit
Double Precision-Tensioned Steel Spring	Consistent pressure along the entire blade length
Aerodynamic wind spoiler	Improves airflow, creates downforce and protects tension spring from snow and ice buildup
Synthetic rubber wiping edge	Reduces friction and noise
Secured Double Locking Adapter fits most vehicles	Secure and easy Installation



P/N	Blade Length		Pin Arm 4.8mm 3/16"	Hook Arm		Side Lock 22mm	Pinch Tab	Top Lock		
	inches	mm		9x3	9x4			19mm	16mm	Denso
PV13C	13	340	4	1*	1*	1*	2	2	4	6
PV15C	15	380	4	1*	1*	1*	2	2	4	6
PV16C	16	400	4	1*	1*	1*	2	2	4	6
PV17C	17	425	4	1*	1*	1*	2	2	4	6
PV18C	18	450	4	1*	1*	1*	2	2	4	6
PV19C	19	475	4	1*	1*	1*	2	2	4	6
PV20C	20	500	4	1*	1*	1*	2	2	4	6
PV21C	21	530	4	1*	1*	1*	2	2	4	6
PV22C	22	550	4	1*	1*	1*	2	2	4	6
PV24C	24	600	4	1*	1*	1*	2	2	4	6
PV26C	26	650	4	1*	1*	1*	2	2	4	6
PV28C	28	700	4	1*	1*	1*	2	2	4	6

* Connector is pre-installed on the wiper blade



Wiper Blade Quick-Reference Guide

PERFECT VIEW

Rear



Product Feature

Product Benefit

Integrated Rear Connections	Suits all of the most popular OE connection types for easy installation
Treated rubber	Optimal Performance for all-weather visibility Provides smooth and quiet operation
OE style blade design	Provides OE fit, function and appearance




P/N	Blade Length		Type 01	Type 04	Type 03	Type 05	Type 06	Roc Lock 2
	inches	mm						
PVRC10	10	250						A
PVRC11	11	275					4	A
PVRC12	12	300						A
PVRC121	12	300						
PVRC13	13	330	1				4	
PVRC14	14	350						A
PVRC15	15	375		2	2	3**	4	
PVR16	16	400						*
PVR16B	16	400						
PVR14C	14	350						
PVR10A	10	250						
PVR131	13	330						





P/N	Blade Length		Roc Lock 3	Snap Claw	Roc Lock 4	Slide Pinch	Hook Arm 9x3
	inches	mm					
PVRC10	10	250	B	C			
PVRC11	11	275					
PVRC12	12	300	B				
PVRC121	12	300		C	D		
PVRC13	13	330					
PVRC14	14	350	B	C			
PVRC15	15	375					
PVR16	16	400					
PVR16B	16	400	*				
PVR14C	14	350				*	
PVR10A	10	250					*
PVR131	13	330					*

* Direct installation, adapters not needed

** Remove top part of adapter 2 with tool to uncover adapter 3



		Perfect View
Acura		
CL		
2003-97	Driver's Side, Use preinstalled connector #1	PV24C
	Passenger's Side, Use preinstalled connector #1	PV19C
CSX		
2011-06	Driver's Side, Use preinstalled connector #1	PV26C
	Passenger's Side, Use preinstalled connector #1	PV22C
EL		
2000-97	Driver's Side, Use preinstalled connector #1	PV20C
	Passenger's Side, Use preinstalled connector #1	PV18C
2005-01	Driver's Side, Use preinstalled connector #1	PV21C
	Passenger's Side, Use preinstalled connector #1	PV19C
ILX		
2022-13	Driver's Side, Use preinstalled connector #1	PV26C
	Passenger's Side, Use preinstalled connector #1	PV19C
Integra		
1989-86	Driver's Side, Use preinstalled connector #1	PV19C
	Passenger's Side, Use preinstalled connector #1	PV19C
1993-90	Driver's Side, Use preinstalled connector #1	PV20C
	Hatchback, Sedan Passenger's Side, Use preinstalled connector #1	PV19C
2001-94	Driver's Side, Use preinstalled connector #1	PV22C
	Passenger's Side, Use preinstalled connector #1	PV18C
2025-23	Driver's Side, Use connector #4	PV24C
	Passenger's Side, Use connector #4	PV19C
Legend		
1990-86	Driver's Side, Use preinstalled connector #1	PV20C
1995-86	Passenger's Side, Use preinstalled connector #1	PV19C
1995-91	Driver's Side, Use preinstalled connector #1	PV22C
MDX		
2006-01	Driver's Side, Use preinstalled connector #1	PV24C
2013-01	Passenger's Side, Use preinstalled connector #1	PV21C
2013-07	Rear	PVRC12
2020-14	Rear	PVRC14
2025-07	Driver's Side, Use preinstalled connector #1	PV26C
2025-14	Passenger's Side, Use preinstalled connector #1	PV20C
NSX		
2001-91	Passenger's Side, Use preinstalled connector #1	PV22C
2005-02	Passenger's Side, Use preinstalled connector #1	PV21C
2005-91	Driver's Side, Use preinstalled connector #1	PV22C


		Perfect View
2022-17	Driver's Side, Use preinstalled connector #1	PV26C
	Passenger's Side, Use preinstalled connector #1	PV24C
RDX		
2018-07	Passenger's Side, Use preinstalled connector #1	PV16C
	Rear	PVRC14
2025-07	Driver's Side, Use preinstalled connector #1	PV26C
2025-19	Passenger's Side, Use preinstalled connector #1	PV18C
	Rear	PVRC12
RL		
2004-96	Driver's Side, Use preinstalled connector #1	PV22C
	Passenger's Side, Use preinstalled connector #1	PV19C
RLX		
2020-14	Driver's Side, Use preinstalled connector #1	PV26C
	Passenger's Side, Use preinstalled connector #1	PV19C
RSX		
2006-02	Driver's Side, Use preinstalled connector #1	PV24C
	Passenger's Side, Use preinstalled connector #1	PV20C
SLX		
1999-96	Driver's Side, Use preinstalled connector #1	PV20C
	Passenger's Side, Use preinstalled connector #1	PV20C
TL		
2003-95	Passenger's Side, Use preinstalled connector #1	PV19C
2014-04	Passenger's Side, Use preinstalled connector #1	PV18C
2014-95	Driver's Side, Use preinstalled connector #1	PV24C
TLX		
2022-15	Passenger's Side, Use preinstalled connector #1	PV17C
2025-15	Driver's Side, Use preinstalled connector #1	PV26C
2025-23	Passenger's Side, Use preinstalled connector #1	PV20C
TSX		
2008-04	Driver's Side, Use preinstalled connector #1	PV26C
	Passenger's Side, Use preinstalled connector #1	PV16C
2014-09	Driver's Side, Use preinstalled connector #1	PV24C
	Passenger's Side, Use preinstalled connector #1	PV22C
2014-11	Wagon Rear	PVRC12
Vigor		
1994-92	Driver's Side, Use preinstalled connector #1	PV24C
	Passenger's Side, Use preinstalled connector #1	PV19C
ZDX		
2013-10	Driver's Side, Use preinstalled connector #1	PV26C
	Passenger's Side, Use preinstalled connector #1	PV19C
Alfa Romeo		


*13 Remove plastic guide from wiper arm
*20 Wiper blade slightly shorter than original part

		Perfect View	
164			
1995-91	Driver's Side, Use preinstalled connector #1	PV21C	
	Passenger's Side, Use preinstalled connector #1	PV21C	
4C			
2020-15	Center, Use connector #2	PV22C	
8C			
2008	Center, Use connector #2	PV24C	
Alfetta			
1977-75	Driver's Side, Use preinstalled connector #1	PV13C	
	Passenger's Side, Use preinstalled connector #1	PV13C	
Berlina			
1974	Driver's Side, Use preinstalled connector #1	PV16C	
	Passenger's Side, Use preinstalled connector #1	PV16C	
GT Veloce			
1974	Driver's Side, Use preinstalled connector #1	PV16C	
	Passenger's Side, Use preinstalled connector #1	PV16C	
GTV-6			
1986-85	Driver's Side, Use preinstalled connector #1	PV17C	
	Passenger's Side, Use preinstalled connector #1	PV17C	
Giulia			
2024-17	Driver's Side, Use connector #4	PV24C	
	Passenger's Side, Use connector #4	PV18C	
Milano			
1989-87	Driver's Side, Use preinstalled connector #1	PV18C	
	Passenger's Side, Use preinstalled connector #1	PV18C	
Montreal			
1975-74	Driver's Side, Use preinstalled connector #1	PV16C	
	Passenger's Side, Use preinstalled connector #1	PV16C	
Spider			
1994-74	Driver's Side, Use preinstalled connector #1	PV16C	
	Passenger's Side, Use preinstalled connector #1	PV16C	
Sport			
1979-78	Driver's Side, Use preinstalled connector #1	PV16C	
	Passenger's Side, Use preinstalled connector #1	PV16C	
Stelvio			
2023-18	Driver's Side, Use connector #4	PV26C	
	Passenger's Side, Use connector #4	PV18C	
2024	Sport Utility Driver's Side, Use connector #4	PV26C	
	Sport Utility Passenger's Side, Use connector #4	PV18C	
Tonale			
2024	Driver's Side, Use connector #2	PV26C	
	Passenger's Side, Use connector #2	PV20C	

		Perfect View	
American Motors			
AMX			
1980-78	Driver's Side, Use preinstalled connector #1	PV18C	
	Passenger's Side, Use preinstalled connector #1	PV18C	
Ambassador			
1974	Driver's Side, Use preinstalled connector #1	PV16C	
	Passenger's Side, Use preinstalled connector #1	PV16C	
Concord			
1983-78	Driver's Side, Use preinstalled connector #1	PV18C	
	Passenger's Side, Use preinstalled connector #1	PV18C	
Eagle			
1988-80	Driver's Side, Use preinstalled connector #1	PV18C	
	Passenger's Side, Use preinstalled connector #1	PV18C	
Gremlin			
1977-73	Driver's Side, Use preinstalled connector #1	PV16C	
	Passenger's Side, Use preinstalled connector #1	PV16C	
1978-72	Driver's Side, Use preinstalled connector #1	PV18C	
	Passenger's Side, Use preinstalled connector #1	PV18C	
Hornet			
1977-74	Driver's Side, Use preinstalled connector #1	PV16C	
	Passenger's Side, Use preinstalled connector #1	PV16C	
Javelin			
1974	Driver's Side, Use preinstalled connector #1	PV18C	
	Passenger's Side, Use preinstalled connector #1	PV18C	
Matador			
1978-74	Driver's Side, Use preinstalled connector #1	PV16C	
	Passenger's Side, Use preinstalled connector #1	PV16C	
Pacer			
1980-75	Driver's Side, Use connector #4	PV18C	
	Passenger's Side, Use connector #4	PV18C	
Spirit			
1983-79	Driver's Side, Use preinstalled connector #1	PV18C	
	Passenger's Side, Use preinstalled connector #1	PV18C	
Aston Martin			
DB11			
2022-17	Driver's Side, Use connector #4	PV24C	
	Passenger's Side, Use connector #4	PV24C	
DB7			
2004-97	Driver's Side, Use preinstalled connector #1	PV21C	
	Passenger's Side, Use preinstalled connector #1	PV13C	
DB9			


*13 Remove plastic guide from wiper arm
 *20 Wiper blade slightly shorter than original part


		Perfect View
2011-05	Driver's Side, Use preinstalled connector #1 Passenger's Side, Use preinstalled connector #1	PV24C PV20C
2016-12	Coupe Driver's Side, Use connector #2	PV26C
	Convertible Driver's Side, Use preinstalled connector #1	PV24C
	Coupe Passenger's Side, Use connector #2	PV20C
Convertible	Passenger's Side, Use preinstalled connector #1	PV20C
DBS		
2011-08	Driver's Side, Use preinstalled connector #1	PV24C
	Passenger's Side, Use preinstalled connector #1	PV20C
2012	Driver's Side, Use connector #2	PV26C
	Passenger's Side, Use connector #2	PV20C
Lagonda		
1989-77	Driver's Side, Use preinstalled connector #1	PV24C
	Passenger's Side, Use preinstalled connector #1	PV20C
One-77		
2011	Driver's Side, Use preinstalled connector #1	PV24C
	Passenger's Side, Use preinstalled connector #1	PV20C
Rapide		
2011-10	Driver's Side, Use preinstalled connector #1	PV24C
	Passenger's Side, Use preinstalled connector #1	PV20C
2019-12	Driver's Side, Use connector #2	PV26C
	Passenger's Side, Use connector #2	PV20C
V-8		
1989-74	Driver's Side, Use preinstalled connector #1	PV24C
	Passenger's Side, Use preinstalled connector #1	PV20C
V12 Vantage		
2017-10	Driver's Side, Use connector #2	PV26C
	Passenger's Side, Use connector #2	PV20C
V8 Vantage		
2011-06	Driver's Side, Use preinstalled connector #1	PV24C
	Passenger's Side, Use preinstalled connector #1	PV20C
2017-12	Driver's Side, Use connector #2	PV26C
	Passenger's Side, Use connector #2	PV20C
Vanquish		
2006-01	Driver's Side, Use preinstalled connector #1	PV21C
	Passenger's Side, Use preinstalled connector #1	PV21C
2018-14	Driver's Side, Use connector #2	PV26C
	Passenger's Side, Use connector #2	PV20C
Vantage		

		Perfect View
1974	Driver's Side, Use preinstalled connector #1	PV24C
	Passenger's Side, Use preinstalled connector #1	PV20C
2019-18	Driver's Side, Use connector #2	PV26C
	Passenger's Side, Use connector #2	PV20C
Virage		
1994-89	Driver's Side, Use preinstalled connector #1	PV24C
	Passenger's Side, Use preinstalled connector #1	PV20C
2012	Driver's Side, Use connector #2	PV26C
	Passenger's Side, Use connector #2	PV20C
Zagato		
1988-87	Driver's Side, Use preinstalled connector #1	PV24C
	Passenger's Side, Use preinstalled connector #1	PV20C
Asuna		
GT		
1993	Driver's Side, Use preinstalled connector #1	PV18C
	Passenger's Side, Use preinstalled connector #1	PV18C
SE		
1993	Driver's Side, Use preinstalled connector #1	PV18C
	Passenger's Side, Use preinstalled connector #1	PV18C
Sunfire		
1993	Driver's Side, Use preinstalled connector #1	PV22C
	Passenger's Side, Use preinstalled connector #1	PV20C
Sunrunner		
1993-92	Driver's Side, Use preinstalled connector #1	PV17C
	Passenger's Side, Use preinstalled connector #1	PV17C
Audi		
100		
1989	Sedan Driver's Side, Use preinstalled connector #1	PV21C
	Wagon Driver's Side, Use preinstalled connector #1	PV22C
	Sedan Passenger's Side, Use preinstalled connector #1	PV21C
	Wagon Passenger's Side, Use preinstalled connector #1	PV22C
1990	Passenger's Side, Use preinstalled connector #1	PV21C
1991-90	Driver's Side, Use preinstalled connector #1	PV21C
1994-91	Passenger's Side, Use preinstalled connector #1	PV22C
1994-92	Driver's Side, Use preinstalled connector #1	PV22C
100 Quattro		
1990-89	Passenger's Side, Use preinstalled connector #1	PV21C
1991-89	Driver's Side, Use preinstalled connector #1	PV21C
1994-91	Passenger's Side, Use preinstalled connector #1	PV22C


*13 Remove plastic guide from wiper arm

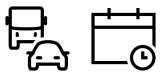
*20 Wiper blade slightly shorter than original part

		Perfect View
1994-92	Driver's Side, Use preinstalled connector #1	PV22C
100 Series		
1977-74	Driver's Side, Use preinstalled connector #1	PV16C
	Passenger's Side, Use preinstalled connector #1	PV16C
200		
1990-89	Passenger's Side, Use preinstalled connector #1	PV21C
1991	Passenger's Side, Use preinstalled connector #1	PV22C
1991-89	Driver's Side, Use preinstalled connector #1	PV21C
200 Quattro		
1990-89	Passenger's Side, Use preinstalled connector #1	PV21C
1991	Passenger's Side, Use preinstalled connector #1	PV22C
1991-89	Driver's Side, Use preinstalled connector #1	PV21C
4000		
1984-80	Driver's Side, Use preinstalled connector #1	PV18C
	Passenger's Side, Use preinstalled connector #1	PV18C
1987-85	Driver's Side, Use preinstalled connector #1	PV21C
	Passenger's Side, Use preinstalled connector #1	PV21C
4000 Quattro		
1987-84	Driver's Side, Use preinstalled connector #1	PV18C
	Passenger's Side, Use preinstalled connector #1	PV18C
5000		
1983-78	Driver's Side, Use preinstalled connector #1	PV18C
	Passenger's Side, Use preinstalled connector #1	PV18C
1988-84	Driver's Side, Use preinstalled connector #1	PV21C
	Passenger's Side, Use preinstalled connector #1	PV21C
5000 Quattro		
1988-86	Driver's Side, Use preinstalled connector #1	PV18C
	Passenger's Side, Use preinstalled connector #1	PV18C
80		
1992-88	Driver's Side, Use preinstalled connector #1	PV21C
	Passenger's Side, Use preinstalled connector #1	PV21C
80 Quattro		
1992-88	Driver's Side, Use preinstalled connector #1	PV21C
	Passenger's Side, Use preinstalled connector #1	PV21C
90		
1995-88	Driver's Side, Use preinstalled connector #1	PV21C
	Passenger's Side, Use preinstalled connector #1	PV21C
90 Quattro		
1995-88	Driver's Side, Use preinstalled connector #1	PV21C
	Passenger's Side, Use preinstalled connector #1	PV21C


		Perfect View
A3		
2011-06	Driver's Side, Use connector #2	PV24C
	Passenger's Side, Use connector #2	PV19C
2013-09	Hatchback Driver's Side, Use connector #2	PV24C
	Hatchback Passenger's Side, Use connector #2	PV19C
2017-15	Convertible Passenger's Side, Use connector #4	PV18C
	Sedan Passenger's Side, Use connector #4	PV19C
2020-15	Driver's Side, Use connector #4	PV26C
2020-18	Passenger's Side, Use connector #4	PV18C
A3 Quattro		
2013-06	Driver's Side, Use connector #2	PV24C
	Passenger's Side, Use connector #2	PV19C
2016-15	Convertible Passenger's Side, Use connector #4	PV18C
	Sedan Passenger's Side, Use connector #4	PV19C
2020-15	Driver's Side, Use connector #4	PV26C
2020-17	Passenger's Side, Use connector #4	PV18C
A3 Sportback e-tron		
2018-16	Driver's Side, Use connector #4	PV26C
	Passenger's Side, Use connector #4	PV18C
	Rear	PVRC13
A4		
2009	Sedan Driver's Side, Use connector #4	PV24C
	Sedan Passenger's Side, Use connector #4	PV20C
2020-10	Driver's Side, Use connector #4	PV24C
	Passenger's Side, Use connector #4	PV20C
A4 Quattro		
2009	Sedan, Wagon Driver's Side, Use connector #4	PV24C
	Sedan, Wagon Passenger's Side, Use connector #4	PV20C
2024-10	Driver's Side, Use connector #4	PV24C
	Passenger's Side, Use connector #4	PV20C
A4 allroad		
2024-13	Driver's Side, Use connector #4	PV24C
	Passenger's Side, Use connector #4	PV20C
2024-16	Rear	PVRC15
A5		
2011-10	Convertible Driver's Side, Use connector #4	PV24C
2014-10	Convertible Passenger's Side, Use connector #4	PV21C
2014-12	Driver's Side, Use connector #4	PV24C
A5 Quattro		


*13 Remove plastic guide from wiper arm
*20 Wiper blade slightly shorter than original part

			Perfect View
2013-12	Convertible, Coupe	Driver's Side, Use connector #4	PV24C
2014-10	Coupe	Passenger's Side, Use connector #4	PV20C
	Convertible	Passenger's Side, Use connector #4	PV21C
2023-08		Driver's Side, Use connector #4	PV24C
		Passenger's Side, Use connector #4	PV20C
A5 Sportback			
2023-18		Driver's Side, Use connector #4	PV24C
		Passenger's Side, Use connector #4	PV20C
A6			
1997-95	Wagon	Driver's Side, Use preinstalled connector #1	PV22C
		Passenger's Side, Use preinstalled connector #1	PV21C
	Sedan	Passenger's Side, Use preinstalled connector #1	PV22C
2017-12		Driver's Side, Use connector #4	PV26C
		Passenger's Side, Use connector #4	PV21C
2018		Driver's Side, Use connector #4	PV24C
		Passenger's Side, Use connector #4	PV20C
A6 Quattro			
1996-95		Driver's Side, Use preinstalled connector #1	PV22C
		Passenger's Side, Use preinstalled connector #1	PV22C
2017-12		Driver's Side, Use connector #4	PV26C
		Passenger's Side, Use connector #4	PV21C
2024-18		Driver's Side, Use connector #4	PV24C
		Passenger's Side, Use connector #4	PV20C
A6 allroad			
2024-20		Driver's Side, Use connector #4	PV24C
		Passenger's Side, Use connector #4	PV20C
A7 Quattro			
2018-12		Driver's Side, Use connector #4	PV26C
		Passenger's Side, Use connector #4	PV21C
A7 Sportback			
2023-19		Driver's Side, Use connector #4	PV24C
		Passenger's Side, Use connector #4	PV20C
A8 Quattro			
2023-11		Driver's Side, Use connector #4	PV26C
		Passenger's Side, Use connector #4	PV20C
Cabriolet			
1998-94		Driver's Side, Use preinstalled connector #1	PV22C
		Passenger's Side, Use preinstalled connector #1	PV22C
Coupe			


			Perfect View
1984-81		Driver's Side, Use preinstalled connector #1	PV18C
		Passenger's Side, Use preinstalled connector #1	PV18C
1987-85		Driver's Side, Use preinstalled connector #1	PV21C
		Passenger's Side, Use preinstalled connector #1	PV21C
Coupe Quattro			
1991-90		Driver's Side, Use preinstalled connector #1	PV22C
		Passenger's Side, Use preinstalled connector #1	PV22C
Fox			
1979-74		Driver's Side, Use preinstalled connector #1	PV16C
		Passenger's Side, Use preinstalled connector #1	PV16C
Q3			
2018-15		Passenger's Side, Use connector #4	PV21C
2024-15		Driver's Side, Use connector #4	PV24C
2024-19		Passenger's Side, Use connector #4	PV20C
Q3 Quattro			
2018-15		Driver's Side, Use connector #4	PV24C
		Passenger's Side, Use connector #4	PV21C
Q5			
2024-09		Driver's Side, Use connector #4	PV24C
		Passenger's Side, Use connector #4	PV20C
2024-18		Driver's Side, Wiper Blades Slightly Shorter Than the Original	PV24C
		Passenger's Side, Wiper Blades Slightly Shorter Than the Original	PV20C
		Rear	PVRC15
Q5 PHEV			
2023-20		Rear	PVRC15
2024		Rear, Wiper Blades Slightly Shorter Than the Original	PVRC15
		Driver's Side, Use connector #4	PV24C
2024-20		Driver's Side, Wiper Blades Slightly Shorter Than the Original	PV24C
		Passenger's Side, Use connector #4	PV20C
		Passenger's Side, Wiper Blades Slightly Shorter Than the Original	PV20C
Q5 Sportback			
2023-21		Rear	PVRC15
2024		Rear, Wiper Blades Slightly Shorter Than the Original	PVRC15
		Driver's Side, Use connector #4	PV24C
2024-21		Passenger's Side, Use connector #4	PV20C


*13 Remove plastic guide from wiper arm
*20 Wiper blade slightly shorter than original part

		Perfect View
2024-22	Driver's Side, Wiper Blades Slightly Shorter Than the Original	PV24C
	Passenger's Side, Wiper Blades Slightly Shorter Than the Original	PV20C
Q7		
2015-07	Driver's Side, Use connector #2	PV26C
	Passenger's Side, Use connector #2	PV24C
2024-17	Driver's Side	PV28C
	Passenger's Side, Use connector #4	PV20C
	Rear	PVRC15
Q8		
2024-19	Driver's Side, Use connector #4	PV26C
	Passenger's Side, Use connector #4	PV20C
Q8 e-tron		
2024	Driver's Side, Use connector #4	PV26C
	Passenger's Side, Use connector #4	PV20C
Q8 e-tron Sportback		
2024	Driver's Side, Use connector #4	PV26C
	Passenger's Side, Use connector #4	PV20C
Quattro		
1983	Driver's Side, Use preinstalled connector #1	PV18C
	Passenger's Side, Use preinstalled connector #1	PV18C
1986-84	Driver's Side, Use preinstalled connector #1	PV21C
	Passenger's Side, Use preinstalled connector #1	PV21C
RS Q8		
2024-20	Driver's Side, Use connector #4	PV26C
	Passenger's Side, Use connector #4	PV20C
RS3		
2020-17	Driver's Side, Use connector #4	PV26C
	Passenger's Side, Use connector #4	PV18C
RS5		
2014-13	Coupe Passenger's Side, Use connector #4	PV20C
	Convertible Passenger's Side, Use connector #4	PV21C
2023-13	Driver's Side, Use connector #4	PV24C
2023-15	Passenger's Side, Use connector #4	PV20C
RS5 Sportback		
2023-19	Driver's Side, Use connector #4	PV24C
	Passenger's Side, Use connector #4	PV20C
RS6 Avant		
2024-21	Driver's Side, Use connector #4	PV24C
	Passenger's Side, Use connector #4	PV20C
RS7		


		Perfect View
2017-14	Driver's Side, Use connector #4	PV26C
	Passenger's Side, Use connector #4	PV21C
2018	Driver's Side, Use connector #4	PV24C
	Passenger's Side, Use connector #4	PV20C
RS7 Sportback		
2023-21	Driver's Side, Use connector #4	PV24C
	Passenger's Side, Use connector #4	PV20C
S3		
2017-15	Sedan Passenger's Side, Use connector #4	PV19C
2020-15	Driver's Side, Use connector #4	PV26C
2020-18	Passenger's Side, Use connector #4	PV18C
S4		
1993-92	Driver's Side, Use preinstalled connector #1	PV22C
	Passenger's Side, Use preinstalled connector #1	PV22C
1994	Driver's Side, Use preinstalled connector #1	PV21C
	Passenger's Side, Use preinstalled connector #1	PV21C
2023-10	Driver's Side, Use connector #4	PV24C
	Passenger's Side, Use connector #4	PV20C
S5		
2014-10	Coupe Passenger's Side, Use connector #4	PV20C
	Convertible Passenger's Side, Use connector #4	PV21C
2023-08	Driver's Side, Use connector #4	PV24C
	Passenger's Side, Use connector #4	PV20C
S5 Sportback		
2023-18	Driver's Side, Use connector #4	PV24C
	Passenger's Side, Use connector #4	PV20C
S6		
1997-95	Driver's Side, Use preinstalled connector #1	PV22C
	Passenger's Side, Use preinstalled connector #1	PV22C
2017-13	Driver's Side, Use connector #4	PV26C
	Passenger's Side, Use connector #4	PV21C
2023-18	Driver's Side, Use connector #4	PV24C
	Passenger's Side, Use connector #4	PV20C
S7		
2017-13	Driver's Side, Use connector #4	PV26C
	Passenger's Side, Use connector #4	PV21C
2018	Driver's Side, Use connector #4	PV24C
	Passenger's Side, Use connector #4	PV20C


*13 Remove plastic guide from wiper arm
*20 Wiper blade slightly shorter than original part

		Perfect View
S7 Sportback		
2023-20	Driver's Side, Use connector #4	PV24C
	Passenger's Side, Use connector #4	PV20C
S8		
2017-13	Driver's Side, Use connector #4	PV26C
	Passenger's Side, Use connector #4	PV20C
SQ5		
2023-18	Rear	PVRC15
2024	Rear, Wiper Blades Slightly Shorter Than the Original	PVRC15
2024-14	Driver's Side, Use connector #4	PV24C
	Passenger's Side, Use connector #4	PV20C
2024-18	Driver's Side, Wiper Blades Slightly Shorter Than the Original	PV24C
	Passenger's Side, Wiper Blades Slightly Shorter Than the Original	PV20C
SQ5 Sportback		
2024-21	Driver's Side, Use connector #4	PV24C
	Driver's Side, Wiper Blades Slightly Shorter Than the Original	PV24C
	Passenger's Side, Use connector #4	PV20C
	Passenger's Side, Wiper Blades Slightly Shorter Than the Original	PV20C
	Rear	PVRC15
SQ7		
2024-20	Driver's Side	PV28C
	Passenger's Side, Use connector #4	PV20C
	Rear	PVRC15
SQ8		
2024-20	Driver's Side, Use connector #4	PV26C
	Passenger's Side, Use connector #4	PV20C
SQ8 e-tron		
2024	Driver's Side, Use connector #4	PV26C
	Passenger's Side, Use connector #4	PV20C
SQ8 e-tron Sportback		
2024	Driver's Side, Use connector #4	PV26C
	Passenger's Side, Use connector #4	PV20C
TT		
2006-00	Driver's Side, Use preinstalled connector #1	PV21C
	Passenger's Side, Use preinstalled connector #1	PV21C
2009-08	Driver's Side, Use connector #2	PV22C
	Passenger's Side, Use connector #2	PV21C
TT Quattro		


		Perfect View
2006-00	Driver's Side, Use preinstalled connector #1	PV21C
	Passenger's Side, Use preinstalled connector #1	PV21C
2014-08	Driver's Side, Use connector #2	PV22C
	Passenger's Side, Use connector #2	PV21C
2023-15	Driver's Side, Use connector #4	PV24C
	Passenger's Side, Use connector #4	PV21C
TT RS Quattro		
2013-12	Driver's Side, Use connector #2	PV22C
	Passenger's Side, Use connector #2	PV21C
2022-18	Driver's Side, Use connector #4	PV24C
	Passenger's Side, Use connector #4	PV21C
TTS Quattro		
2014-09	Driver's Side, Use connector #2	PV22C
	Passenger's Side, Use connector #2	PV21C
2015	Convertible Driver's Side, Use connector #2	PV22C
	Coupe Driver's Side, Use connector #4	PV24C
	Convertible Passenger's Side, Use connector #2	PV21C
	Coupe Passenger's Side, Use connector #4	PV21C
2023-16	Driver's Side, Use connector #4	PV24C
	Passenger's Side, Use connector #4	PV21C
V8 Quattro		
1991-90	Driver's Side, Use preinstalled connector #1	PV21C
	Passenger's Side, Use preinstalled connector #1	PV21C
1994-92	Driver's Side, Use preinstalled connector #1	PV22C
	Passenger's Side, Use preinstalled connector #1	PV22C
allroad		
2016-13	Driver's Side, Use connector #4	PV24C
	Passenger's Side, Use connector #4	PV20C
Austin Marina		
1975-74	Driver's Side, Use preinstalled connector #1	PV16C
	Passenger's Side, Use preinstalled connector #1	PV16C
Avanti Avanti		
2007-05	Driver's Side, Use preinstalled connector #1	PV15C
	Passenger's Side, Use preinstalled connector #1	PV15C
II		
2004-74	Driver's Side, Use preinstalled connector #1	PV15C
	Passenger's Side, Use preinstalled connector #1	PV15C

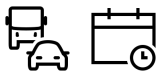
*13 Remove plastic guide from wiper arm
 *20 Wiper blade slightly shorter than original part

		Perfect View
BMW		
1 Series M		
2011	Driver's Side, Use connector #2	PV20C
	Passenger's Side, Use connector #2	PV20C
128i		
2013-08	Driver's Side, Use connector #2	PV20C
	Passenger's Side, Use connector #2	PV20C
135i		
2013-08	Driver's Side, Use connector #2	PV20C
	Passenger's Side, Use connector #2	PV20C
135is		
2013	Driver's Side, Use connector #2	PV20C
	Passenger's Side, Use connector #2	PV20C
228i		
2016-14	Driver's Side, Use connector #2	PV22C
	Passenger's Side, Use connector #2	PV18C
228i Gran Coupe		
2021	Driver's Side, Use connector #2	PV22C
	Passenger's Side, Use connector #2	PV18C
228i xDrive		
2016-15	Driver's Side, Use connector #2	PV22C
	Passenger's Side, Use connector #2	PV18C
230i		
2022-17	Driver's Side, Use connector #2	PV22C
	Passenger's Side, Use connector #2	PV18C
230i xDrive		
2021-17	Driver's Side, Use connector #2	PV22C
	Passenger's Side, Use connector #2	PV18C
2800		
1974	Driver's Side, Use preinstalled connector #1	PV16C
	Passenger's Side, Use preinstalled connector #1	PV16C
3.0CS		
1974	Driver's Side, Use preinstalled connector #1	PV16C
	Passenger's Side, Use preinstalled connector #1	PV16C
3.0CSi		
1974	Driver's Side, Use preinstalled connector #1	PV16C
	Passenger's Side, Use preinstalled connector #1	PV16C
3.0S		
1974	Driver's Side, Use preinstalled connector #1	PV16C
	Passenger's Side, Use preinstalled connector #1	PV16C
3.0Si		

		Perfect View
1976-75	Driver's Side, Use preinstalled connector #1	PV16C
	Passenger's Side, Use preinstalled connector #1	PV16C
318i		
1991-84	Driver's Side, Use preinstalled connector #1	PV20C
	Convertible Driver's Side, Remove Plastic Guide from Wiper Arm	PV20C*13
1992	Convertible Driver's Side, Use preinstalled connector #1	PV20C
	Convertible Passenger's Side, Remove Plastic Guide from Wiper Arm	PV20C*13
1993-92	Convertible Passenger's Side, Use preinstalled connector #1	PV20C
	Sedan Driver's Side, Use preinstalled connector #1	PV21C
1999-84	Sedan Passenger's Side, Use preinstalled connector #1	PV20C
	1999-94	Passenger's Side, Use preinstalled connector #1
1999-94	Driver's Side, Use preinstalled connector #1	PV21C
	1999-98	Driver's Side, Remove Plastic Guide from Wiper Arm
1999-98	Passenger's Side, Remove Plastic Guide from Wiper Arm	PV20C*13
	318is	
1991	Driver's Side, Use preinstalled connector #1	PV20C
	1998	Driver's Side, Remove Plastic Guide from Wiper Arm
1998-91	Passenger's Side, Remove Plastic Guide from Wiper Arm	PV20C*13
	1998-92	Passenger's Side, Use preinstalled connector #1
1998-92	Driver's Side, Use preinstalled connector #1	PV21C
	1999	Driver's Side, Remove Plastic Guide from Wiper Arm
1999		Driver's Side, Use preinstalled connector #1
1999	Passenger's Side, Remove Plastic Guide from Wiper Arm	PV19C*13
	1999	Passenger's Side, Use preinstalled connector #1
318ti		
1999-95	Driver's Side, Use preinstalled connector #1	PV20C
	1999-98	Passenger's Side, Use preinstalled connector #1
1999-98	Driver's Side, Remove Plastic Guide from Wiper Arm	PV20C*13
	1999-98	Passenger's Side, Remove Plastic Guide from Wiper Arm
320i		
1979-77	Driver's Side, Use preinstalled connector #1	PV17C
	1979-77	Passenger's Side, Use preinstalled connector #1
1983-80	Driver's Side, Use preinstalled connector #1	PV18C
	1983-80	Passenger's Side, Use preinstalled connector #1
1995-92	Driver's Side, Use preinstalled connector #1	PV21C
	1995-92	Passenger's Side, Use preinstalled connector #1


*13 Remove plastic guide from wiper arm
*20 Wiper blade slightly shorter than original part


		Perfect View
2018-12	Driver's Side, Use connector #2	PV24C
	Passenger's Side, Use connector #2	PV19C
320i xDrive		
2018-13	Driver's Side, Use connector #2	PV24C
	Passenger's Side, Use connector #2	PV19C
323i		
1998	Convertible Driver's Side, Remove Plastic Guide from Wiper Arm	PV21C*13
	Convertible Driver's Side, Use preinstalled connector #1	PV21C
	Convertible Passenger's Side, Remove Plastic Guide from Wiper Arm	PV20C*13
	Convertible Passenger's Side, Use preinstalled connector #1	PV20C
2011-10	Driver's Side, Use connector #2	PV24C
	Passenger's Side, Use connector #2	PV19C
323is		
1998	Driver's Side, Remove Plastic Guide from Wiper Arm	PV21C*13
	Driver's Side, Use preinstalled connector #1	PV21C
	Passenger's Side, Remove Plastic Guide from Wiper Arm	PV20C*13
	Passenger's Side, Use preinstalled connector #1	PV20C
1999	Driver's Side, Remove Plastic Guide from Wiper Arm	PV22C*13
	Driver's Side, Use preinstalled connector #1	PV22C
	Passenger's Side, Remove Plastic Guide from Wiper Arm	PV19C*13
	Passenger's Side, Use preinstalled connector #1	PV19C
325		
1988-86	Driver's Side, Use preinstalled connector #1	PV20C
	Passenger's Side, Use preinstalled connector #1	PV20C
325Ci		
2006-01	Driver's Side, Remove Plastic Guide from Wiper Arm	PV22C*13
	Driver's Side, Use preinstalled connector #1	PV22C
	Passenger's Side, Remove Plastic Guide from Wiper Arm	PV19C*13
	Passenger's Side, Use preinstalled connector #1	PV19C
325e		
1987-84	Driver's Side, Use preinstalled connector #1	PV20C
	Passenger's Side, Use preinstalled connector #1	PV20C
325es		
1987-86	Driver's Side, Use preinstalled connector #1	PV20C
	Passenger's Side, Use preinstalled connector #1	PV20C
325i		
1991-87	Driver's Side, Use preinstalled connector #1	PV20C

		Perfect View
1993-92	Convertible Driver's Side, Remove Plastic Guide from Wiper Arm	PV20C*13
	Convertible Driver's Side, Use preinstalled connector #1	PV20C
1993-92	Sedan Driver's Side, Use preinstalled connector #1	PV21C
	Convertible Passenger's Side, Remove Plastic Guide from Wiper Arm	PV20C*13
	Convertible, Sedan Passenger's Side, Use preinstalled connector #1	PV20C
1995-87	Passenger's Side, Use preinstalled connector #1	PV20C
1995-94	Driver's Side, Use preinstalled connector #1	PV21C
325iX		
1991-88	Driver's Side, Use preinstalled connector #1	PV20C
	Passenger's Side, Use preinstalled connector #1	PV20C
325is		
1991-87	Driver's Side, Use preinstalled connector #1	PV20C
1995-87	Passenger's Side, Use preinstalled connector #1	PV20C
1995-92	Driver's Side, Use preinstalled connector #1	PV21C
328d		
2018-14	Driver's Side, Use connector #2	PV24C
	Passenger's Side, Use connector #2	PV19C
328d xDrive		
2018-14	Driver's Side, Use connector #2	PV24C
	Passenger's Side, Use connector #2	PV19C
Wagon	Rear	PVRC11
328i		
1998	Driver's Side, Remove Plastic Guide from Wiper Arm	PV21C*13
	Passenger's Side, Remove Plastic Guide from Wiper Arm	PV20C*13
1998-96	Driver's Side, Use preinstalled connector #1	PV21C
	Passenger's Side, Use preinstalled connector #1	PV20C
2009-07	Convertible Driver's Side, Remove Plastic Guide from Wiper Arm	PV24C*13
	Convertible, Coupe Driver's Side, Use preinstalled connector #1	PV24C
	Convertible Passenger's Side, Remove Plastic Guide from Wiper Arm	PV17C*13
2009-08	Convertible, Coupe Passenger's Side, Use preinstalled connector #1	PV17C
	Coupe Driver's Side, Remove Plastic Guide from Wiper Arm	PV24C*13
2009-08	Coupe Passenger's Side, Remove Plastic Guide from Wiper Arm	PV17C*13
	Coupe Passenger's Side, Use connector #2	PV19C
2012-10	Wagon Passenger's Side, Use connector #2	PV19C
2013-10	Convertible, Coupe Passenger's Side, Use connector #2	PV17C
	Sedan Passenger's Side, Use connector #2	PV19C
2016-10	Driver's Side, Use connector #2	PV24C
2016-14	Passenger's Side, Use connector #2	PV19C
328i GT xDrive		


*13 Remove plastic guide from wiper arm


*20 Wiper blade slightly shorter than original part

		Perfect View
2016-14	Driver's Side, Use connector #2	PV24C
	Passenger's Side, Use connector #2	PV19C
328i xDrive		
2009	Coupe Driver's Side, Remove Plastic Guide from Wiper Arm	PV24C*13
	Coupe Driver's Side, Use preinstalled connector #1	PV24C
	Coupe Passenger's Side, Remove Plastic Guide from Wiper Arm	PV17C*13
	Coupe Passenger's Side, Use preinstalled connector #1	PV17C
2012-10	Wagon Passenger's Side, Use connector #2	PV19C
2013-10	Coupe Passenger's Side, Use connector #2	PV17C
	Sedan Passenger's Side, Use connector #2	PV19C
2016-10	Driver's Side, Use connector #2	PV24C
	Passenger's Side, Use connector #2	PV19C
2016-14	Wagon Rear	PVRC11
328is		
1998	Driver's Side, Remove Plastic Guide from Wiper Arm	PV21C*13
	Passenger's Side, Remove Plastic Guide from Wiper Arm	PV20C*13
1998-96	Driver's Side, Use preinstalled connector #1	PV21C
	Passenger's Side, Use preinstalled connector #1	PV20C
1999	Driver's Side, Remove Plastic Guide from Wiper Arm	PV22C*13
	Driver's Side, Use preinstalled connector #1	PV22C
	Passenger's Side, Remove Plastic Guide from Wiper Arm	PV19C*13
	Passenger's Side, Use preinstalled connector #1	PV19C
328xi		
2008-07	Coupe Driver's Side, Use preinstalled connector #1	PV24C
	Coupe Passenger's Side, Use preinstalled connector #1	PV17C
330e		
2018-16	Driver's Side, Use connector #2	PV24C
	Passenger's Side, Use connector #2	PV19C
330i		
2019-17	Driver's Side, Use connector #2	PV24C
	Passenger's Side, Use connector #2	PV19C
330i GT xDrive		
2019-17	Driver's Side, Use connector #2	PV24C
	Passenger's Side, Use connector #2	PV19C
330i xDrive		
2018-17	Wagon Rear	PVRC11
2019-17	Driver's Side, Use connector #2	PV24C
	Passenger's Side, Use connector #2	PV19C
335d		


		Perfect View
2011-10	Driver's Side, Use connector #2	PV24C
	Passenger's Side, Use connector #2	PV19C
335i		
2009	Coupe Driver's Side, Remove Plastic Guide from Wiper Arm	PV24C*13
	Coupe Passenger's Side, Remove Plastic Guide from Wiper Arm	PV17C*13
2009-07	Convertible Driver's Side, Remove Plastic Guide from Wiper Arm	PV24C*13
	Convertible, Coupe Driver's Side, Use preinstalled connector #1	PV24C
	Convertible Passenger's Side, Remove Plastic Guide from Wiper Arm	PV17C*13
2013-10	Convertible, Coupe Passenger's Side, Use preinstalled connector #1	PV17C
	Convertible, Coupe Passenger's Side, Use connector #2	PV17C
2013-10	Sedan Passenger's Side, Use connector #2	PV19C
2015-10	Driver's Side, Use connector #2	PV24C
2015-14	Passenger's Side, Use connector #2	PV19C
335i GT xDrive		
2016-14	Driver's Side, Use connector #2	PV24C
	Passenger's Side, Use connector #2	PV19C
335i xDrive		
2009	Coupe Driver's Side, Remove Plastic Guide from Wiper Arm	PV24C*13
	Coupe Driver's Side, Use preinstalled connector #1	PV24C
	Coupe Passenger's Side, Remove Plastic Guide from Wiper Arm	PV17C*13
	Coupe Passenger's Side, Use preinstalled connector #1	PV17C
2012	Passenger's Side, Use connector #2	PV17C
2013-10	Coupe Passenger's Side, Use connector #2	PV17C
	Sedan Passenger's Side, Use connector #2	PV19C
2015-10	Driver's Side, Use connector #2	PV24C
2015-14	Passenger's Side, Use connector #2	PV19C
335is		
2013-11	Driver's Side, Use connector #2	PV24C
	Passenger's Side, Use connector #2	PV17C
335xi		
2008	Coupe Driver's Side, Use preinstalled connector #1	PV24C
	Coupe Passenger's Side, Use preinstalled connector #1	PV17C
340i		
2018-16	Driver's Side, Use connector #2	PV24C
	Passenger's Side, Use connector #2	PV19C
340i GT xDrive		
2019-17	Driver's Side, Use connector #2	PV24C
	Passenger's Side, Use connector #2	PV19C


*13 Remove plastic guide from wiper arm
 *20 Wiper blade slightly shorter than original part

		Perfect View
340i xDrive		
2018-16	Driver's Side, Use connector #2	PV24C
	Passenger's Side, Use connector #2	PV19C
428i		
2016-14	Driver's Side, Use connector #2	PV24C
	Passenger's Side, Use connector #2	PV18C
428i Gran Coupe		
2016-15	Driver's Side, Use connector #2	PV24C
	Passenger's Side, Use connector #2	PV18C
428i xDrive		
2016-14	Driver's Side, Use connector #2	PV24C
	Passenger's Side, Use connector #2	PV18C
428i xDrive Gran Coupe		
2016-15	Driver's Side, Use connector #2	PV24C
	Passenger's Side, Use connector #2	PV18C
430i		
2020-17	Driver's Side, Use connector #2	PV24C
	Passenger's Side, Use connector #2	PV18C
430i Gran Coupe		
2020-17	Driver's Side, Use connector #2	PV24C
	Passenger's Side, Use connector #2	PV18C
430i xDrive		
2020-17	Driver's Side, Use connector #2	PV24C
	Passenger's Side, Use connector #2	PV18C
430i xDrive Gran Coupe		
2020-17	Driver's Side, Use connector #2	PV24C
	Passenger's Side, Use connector #2	PV18C
435i		
2016-14	Driver's Side, Use connector #2	PV24C
	Passenger's Side, Use connector #2	PV18C
435i Gran Coupe		
2016-15	Driver's Side, Use connector #2	PV24C
	Passenger's Side, Use connector #2	PV18C
435i xDrive		
2016-14	Driver's Side, Use connector #2	PV24C
	Passenger's Side, Use connector #2	PV18C
435i xDrive Gran Coupe		
2016-15	Driver's Side, Use connector #2	PV24C
	Passenger's Side, Use connector #2	PV18C
440i		

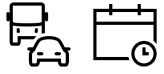
		Perfect View
2020-17	Driver's Side, Use connector #2	PV24C
	Passenger's Side, Use connector #2	PV18C
440i Gran Coupe		
2020-17	Driver's Side, Use connector #2	PV24C
	Passenger's Side, Use connector #2	PV18C
440i xDrive		
2020-17	Driver's Side, Use connector #2	PV24C
	Passenger's Side, Use connector #2	PV18C
440i xDrive Gran Coupe		
2020-17	Driver's Side, Use connector #2	PV24C
	Passenger's Side, Use connector #2	PV18C
524td		
1986-85	Driver's Side, Use preinstalled connector #1	PV18C
	Passenger's Side, Use preinstalled connector #1	PV18C
528e		
1988-82	Driver's Side, Use preinstalled connector #1	PV18C
	Passenger's Side, Use preinstalled connector #1	PV18C
528i		
1979	Driver's Side, Use preinstalled connector #1	PV17C
	Passenger's Side, Use preinstalled connector #1	PV17C
1981-80	Driver's Side, Use preinstalled connector #1	PV18C
	Passenger's Side, Use preinstalled connector #1	PV18C
530e		
2022-18	Driver's Side, Use connector #2	PV26C
	Passenger's Side, Use connector #2	PV19C
2023	Driver's Side, User connector #2	PV26C
	Passenger's Side, User connector #2	PV19C
530e xDrive		
2022-18	Driver's Side, Use connector #2	PV26C
	Passenger's Side, Use connector #2	PV19C
2023	Driver's Side, User connector #2	PV26C
	Passenger's Side, User connector #2	PV19C
530i		
1975	Driver's Side, Use preinstalled connector #1	PV18C
	Passenger's Side, Use preinstalled connector #1	PV18C
1978-76	Driver's Side, Use preinstalled connector #1	PV17C
	Passenger's Side, Use preinstalled connector #1	PV17C
2022-17	Driver's Side, Use connector #2	PV26C
	Passenger's Side, Use connector #2	PV19C

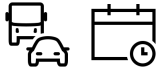
*13 Remove plastic guide from wiper arm
 *20 Wiper blade slightly shorter than original part

		Perfect View
2023	Driver's Side, User connector #2	PV26C
	Passenger's Side, User connector #2	PV19C
530i xDrive		
2022-17	Driver's Side, Use connector #2	PV26C
	Passenger's Side, Use connector #2	PV19C
2023	Driver's Side, User connector #2	PV26C
	Passenger's Side, User connector #2	PV19C
533i		
1984-83	Driver's Side, Use preinstalled connector #1	PV18C
	Passenger's Side, Use preinstalled connector #1	PV18C
535i		
1988-85	Driver's Side, Use preinstalled connector #1	PV18C
	Passenger's Side, Use preinstalled connector #1	PV18C
535is		
1988	Driver's Side, Use preinstalled connector #1	PV18C
	Passenger's Side, Use preinstalled connector #1	PV18C
540d xDrive		
2018	Driver's Side, Use connector #2	PV26C
	Passenger's Side, Use connector #2	PV19C
540i		
2022-17	Driver's Side, Use connector #2	PV26C
	Passenger's Side, Use connector #2	PV19C
2023	Driver's Side, User connector #2	PV26C
	Passenger's Side, User connector #2	PV19C
540i xDrive		
2022-17	Driver's Side, Use connector #2	PV26C
	Passenger's Side, Use connector #2	PV19C
2023	Driver's Side, User connector #2	PV26C
	Passenger's Side, User connector #2	PV19C
633CSi		
1978	Driver's Side, Use preinstalled connector #1	PV17C
	Passenger's Side, Use preinstalled connector #1	PV17C
1984-79	Driver's Side, Use preinstalled connector #1	PV18C
	Passenger's Side, Use preinstalled connector #1	PV18C
635CSi		
1989-85	Driver's Side, Use preinstalled connector #1	PV18C
	Passenger's Side, Use preinstalled connector #1	PV18C
640i xDrive Gran Turismo		


		Perfect View
2019-18	Driver's Side, Use connector #2	PV26C
	Passenger's Side, Use connector #2	PV18C
733i		
1979-78	Driver's Side, Use preinstalled connector #1	PV17C
	Passenger's Side, Use preinstalled connector #1	PV17C
1984-80	Driver's Side, Use preinstalled connector #1	PV18C
	Passenger's Side, Use preinstalled connector #1	PV18C
735i		
1987-85	Driver's Side, Use preinstalled connector #1	PV18C
	Passenger's Side, Use preinstalled connector #1	PV18C
740e xDrive		
2019-17	Driver's Side, Use connector #2	PV26C
	Passenger's Side, Use connector #2	PV19C
740i		
2024-16	Driver's Side, Use connector #2	PV26C
	Passenger's Side, Use connector #2	PV19C
740i xDrive		
2022-17	Driver's Side, Use connector #2	PV26C
	Passenger's Side, Use connector #2	PV19C
745Le xDrive		
2022-20	Driver's Side, Use connector #2	PV26C
	Passenger's Side, Use connector #2	PV19C
745e xDrive		
2022-20	Driver's Side, Use connector #2	PV26C
	Passenger's Side, Use connector #2	PV19C
750Li xDrive		
2022-17	Driver's Side, Use connector #2	PV26C
	Passenger's Side, Use connector #2	PV19C
750i		
2019-16	Driver's Side, Use connector #2	PV26C
	Passenger's Side, Use connector #2	PV19C
750i xDrive		
2022-16	Driver's Side, Use connector #2	PV26C
	Passenger's Side, Use connector #2	PV19C
760i xDrive		
2024-23	Driver's Side, Use connector #2	PV26C
	Passenger's Side, Use connector #2	PV19C
840i		
2023-20	Driver's Side, Use connector #2	PV26C
	Passenger's Side, Use connector #2	PV17C


*13 Remove plastic guide from wiper arm
 *20 Wiper blade slightly shorter than original part

		Perfect View
840i Gran Coupe		
2023-20	Driver's Side, Use connector #2	PV26C
	Passenger's Side, Use connector #2	PV17C
840i xDrive		
2023-20	Driver's Side, Use connector #2	PV26C
	Passenger's Side, Use connector #2	PV17C
840i xDrive Gran Coupe		
2023-20	Driver's Side, Use connector #2	PV26C
	Passenger's Side, Use connector #2	PV17C
ActiveHybrid 3		
2015-13	Driver's Side, Use connector #2	PV24C
	Passenger's Side, Use connector #2	PV19C
Alpina B7		
2022-17	Driver's Side, Use connector #2	PV26C
	Passenger's Side, Use connector #2	PV19C
Alpina B8 Gran Coupe		
2023-22	Driver's Side, Use connector #2	PV26C
	Passenger's Side, Use connector #2	PV17C
Alpina XB7		
2022	Driver's Side, Use connector #2	PV26C
	Passenger's Side, Use connector #2	PV19C
2023	Driver's Side, User connector #2	PV26C
	Passenger's Side, User connector #2	PV19C
Bavaria		
1974	Driver's Side, Use preinstalled connector #1	PV16C
	Passenger's Side, Use preinstalled connector #1	PV16C
L6		
1987	Driver's Side, Use preinstalled connector #1	PV18C
	Passenger's Side, Use preinstalled connector #1	PV18C
L7		
1987-86	Driver's Side, Use preinstalled connector #1	PV18C
	Passenger's Side, Use preinstalled connector #1	PV18C
M2		
2025-16	Driver's Side, Use connector #2	PV22C
	Passenger's Side, Use connector #2	PV18C
M235i		
2016-14	Driver's Side, Use connector #2	PV22C
	Passenger's Side, Use connector #2	PV18C
M235i xDrive		


		Perfect View
2016-15	Driver's Side, Use connector #2	PV22C
	Passenger's Side, Use connector #2	PV18C
M240i		
2021-17	Driver's Side, Use connector #2	PV22C
	Passenger's Side, Use connector #2	PV18C
M240i xDrive		
2023-17	Driver's Side, Use connector #2	PV22C
	Passenger's Side, Use connector #2	PV18C
M3		
1991-88	Driver's Side, Use preinstalled connector #1	PV20C
1998-88	Passenger's Side, Use preinstalled connector #1	PV20C
1998-94	Driver's Side, Use preinstalled connector #1	PV21C
1999	Convertible Driver's Side, Remove Plastic Guide from Wiper Arm	PV21C*13
	Coupe Driver's Side, Remove Plastic Guide from Wiper Arm	PV22C*13
1999	Convertible Driver's Side, Use preinstalled connector #1	PV21C
	Coupe Driver's Side, Use preinstalled connector #1	PV22C
1999	Convertible Passenger's Side, Remove Plastic Guide from Wiper Arm	PV20C*13
	Convertible Passenger's Side, Use preinstalled connector #1	PV20C
2004-03	Convertible Passenger's Side, Remove Plastic Guide from Wiper Arm	PV19C*13
	Convertible Passenger's Side, Use preinstalled connector #1	PV19C
2004-99	Coupe Passenger's Side, Remove Plastic Guide from Wiper Arm	PV19C*13
	Coupe Passenger's Side, Use preinstalled connector #1	PV19C
2006-01	Driver's Side, Remove Plastic Guide from Wiper Arm	PV22C*13
	Driver's Side, Use preinstalled connector #1	PV22C
2006-01	Passenger's Side, Remove Plastic Guide from Wiper Arm	PV19C*13
	Passenger's Side, Use preinstalled connector #1	PV19C
2009-08	Convertible, Coupe Driver's Side, Remove Plastic Guide from Wiper Arm	PV24C*13
	Convertible, Coupe Driver's Side, Use preinstalled connector #1	PV24C
2009-08	Convertible, Coupe Passenger's Side, Remove Plastic Guide from Wiper Arm	PV17C*13
	Convertible, Coupe Passenger's Side, Use preinstalled connector #1	PV17C
2011-10	Sedan Passenger's Side, Use connector #2	PV19C
2012-10	Convertible, Coupe Passenger's Side, Use connector #2	PV17C
2013	Passenger's Side, Use connector #2	PV17C
2018-10	Driver's Side, Use connector #2	PV24C
2018-15	Passenger's Side, Use connector #2	PV19C
M4		


*13 Remove plastic guide from wiper arm
*20 Wiper blade slightly shorter than original part

		Perfect View
2020-15	Driver's Side, Use connector #2	PV24C
	Passenger's Side, Use connector #2	PV18C
M5		
1988	Driver's Side, Use preinstalled connector #1	PV20C
	Passenger's Side, Use preinstalled connector #1	PV18C
2022-18	Driver's Side, Use connector #2	PV26C
	Passenger's Side, Use connector #2	PV19C
2023	Driver's Side, User connector #2	PV26C
	Passenger's Side, User connector #2	PV19C
M550i xDrive		
2023-18	Driver's Side, User connector #2	PV26C
	Passenger's Side, User connector #2	PV19C
M6		
1988-87	Driver's Side, Use preinstalled connector #1	PV18C
	Passenger's Side, Use preinstalled connector #1	PV18C
M760Li xDrive		
2022-17	Driver's Side, Use connector #2	PV26C
	Passenger's Side, Use connector #2	PV19C
M760i xDrive		
2022-17	Driver's Side, Use connector #2	PV26C
	Passenger's Side, Use connector #2	PV19C
M8		
2023-20	Driver's Side, Use connector #2	PV26C
	Passenger's Side, Use connector #2	PV17C
M8 Gran Coupe		
2023-20	Driver's Side, Use connector #2	PV26C
	Passenger's Side, Use connector #2	PV17C
M850i xDrive		
2023-19	Driver's Side, Use connector #2	PV26C
	Passenger's Side, Use connector #2	PV17C
M850i xDrive Gran Coupe		
2023-20	Driver's Side, Use connector #2	PV26C
	Passenger's Side, Use connector #2	PV17C
X1		
2015-12	Driver's Side, Use connector #2	PV24C
	Passenger's Side, Use connector #2	PV18C
2023-16	Driver's Side, Use connector #4	PV26C
	Passenger's Side, Use connector #4	PV16C
X3		



		Perfect View
2010-04	Driver's Side, Use preinstalled connector #1	PV22C
	Rear	PVRC14
2017-04	Passenger's Side, Use preinstalled connector #1	PV20C
	Driver's Side, Use preinstalled connector #1	PV26C
2017-11	Rear	PVRC13
	Driver's Side, Use connector #6	PV26C
2024-18	Passenger's Side, Use connector #6	PV20C
	Rear	PVRC11
X4		
2018-15	Driver's Side, Use preinstalled connector #1	PV26C
	Passenger's Side, Use preinstalled connector #1	PV20C
2024-19	Driver's Side, Use connector #6	PV26C
	Passenger's Side, Use connector #6	PV20C
X5		
2006-00	Passenger's Side, Use preinstalled connector #1	PV22C
	Rear	PVRC15
2013-12	Driver's Side, Use connector #2	PV24C
	Driver's Side, Use preinstalled connector #1	PV24C
2018-07	Passenger's Side, Use preinstalled connector #1	PV20C
	Rear	PVRC12
2024-12	Passenger's Side, Use connector #2	PV20C
	Driver's Side, Use connector #2	PV26C
2024-19	Rear	PVRC13
	Driver's Side, Use connector #2	PV24C
2019-08	Driver's Side, Use preinstalled connector #1	PV24C
	Passenger's Side, Use preinstalled connector #1	PV20C
2022-12	Passenger's Side, Use connector #2	PV20C
	Driver's Side, Use connector #2	PV26C
X6		
2015-12	Driver's Side, Use connector #2	PV24C
	Driver's Side, Use preinstalled connector #1	PV24C
2019-08	Passenger's Side, Use preinstalled connector #1	PV20C
	Passenger's Side, Use connector #2	PV20C
2022-20	Driver's Side, Use connector #2	PV26C
	Driver's Side, Use connector #2	PV26C
X7		
2024-19	Driver's Side, Use connector #2	PV26C
	Passenger's Side, Use connector #2	PV20C
Z3		
2002-96	Driver's Side, Use preinstalled connector #1	PV20C
	Passenger's Side, Use preinstalled connector #1	PV20C
Z4		
2008-03	Driver's Side, Use preinstalled connector #1	PV21C
	Passenger's Side, Use preinstalled connector #1	PV20C
Z8		
2003-00	Driver's Side, Use preinstalled connector #1	PV21C
	Passenger's Side, Use preinstalled connector #1	PV21C



*13 Remove plastic guide from wiper arm
 *20 Wiper blade slightly shorter than original part

		Perfect View
i7		
2023	Driver's Side, Use connector #2	PV26C
	Passenger's Side, Use connector #2	PV19C
i8		
2020-14	Driver's Side, Use preinstalled connector #1	PV28C
	Passenger's Side, Use preinstalled connector #1	PV24C
Bentley		
Arnage		
2009-99	Driver's Side, Use preinstalled connector #1	PV24C
	Passenger's Side, Use preinstalled connector #1	PV24C
Azure		
2010-96	Driver's Side, Use preinstalled connector #1	PV22C
	Passenger's Side, Use preinstalled connector #1	PV22C
Bentayga		
2020-17	Driver's Side, Use connector #4	PV26C
	Passenger's Side, Use connector #4	PV20C
Brooklands		
2009-93	Driver's Side, Use preinstalled connector #1	PV18C
	Passenger's Side, Use preinstalled connector #1	PV18C
Continental		
1991-85	Driver's Side, Use preinstalled connector #1	PV18C
	Passenger's Side, Use preinstalled connector #1	PV18C
2002-92	Driver's Side, Use preinstalled connector #1	PV22C
	Passenger's Side, Use preinstalled connector #1	PV22C
Corniche		
1984-74	Driver's Side, Use preinstalled connector #1	PV13C
	Passenger's Side, Use preinstalled connector #1	PV13C
Eight		
1991-84	Driver's Side, Use preinstalled connector #1	PV18C
	Passenger's Side, Use preinstalled connector #1	PV18C
Mulsanne		
1992-81	Driver's Side, Use preinstalled connector #1	PV18C
	Passenger's Side, Use preinstalled connector #1	PV18C
2017	Driver's Side, Use connector #4	PV24C
	Passenger's Side, Use connector #4	PV21C
T1 Series		
1976-74	Driver's Side, Use preinstalled connector #1	PV13C
	Passenger's Side, Use preinstalled connector #1	PV13C
T2 Series		


		Perfect View
1980-77	Driver's Side, Use preinstalled connector #1	PV13C
	Passenger's Side, Use preinstalled connector #1	PV13C
Turbo R		
1998-88	Driver's Side, Use preinstalled connector #1	PV18C
	Passenger's Side, Use preinstalled connector #1	PV18C
Bertone		
X-1/9		
1989-84	Driver's Side, Use preinstalled connector #1	PV15C
	Passenger's Side, Use preinstalled connector #1	PV15C
Bricklin		
SV-1		
1976-74	Driver's Side, Use preinstalled connector #1	PV20C
	Passenger's Side, Use preinstalled connector #1	PV20C
Bristol		
411		
1974	Driver's Side, Use preinstalled connector #1	PV13C
	Passenger's Side, Use preinstalled connector #1	PV13C
Bugatti		
Veyron 16.4		
2015-06	Driver's Side, Use preinstalled connector #1	PV24C
	Passenger's Side, Use preinstalled connector #1	PV18C
Buick		
Allure		
2010-05	Driver's Side, Use preinstalled connector #1	PV22C
	Passenger's Side, Use preinstalled connector #1	PV22C
Apollo		
1975-74	Driver's Side, Use connector #4	PV16C
	Passenger's Side, Use connector #4	PV16C
Cascada		
2019-16	Driver's Side, Use connector #2	PV26C
	Passenger's Side, Use connector #2	PV24C
Century		
1977-74	Driver's Side, Use connector #4	PV16C
	Passenger's Side, Use connector #4	PV16C
1996-78	Driver's Side, Use connector #4	PV18C
	Passenger's Side, Use connector #4	PV18C
2005-97	Driver's Side, Use preinstalled connector #1	PV22C
	Passenger's Side, Use preinstalled connector #1	PV22C
Electra		
1984-74	Driver's Side, Use connector #4	PV18C
	Passenger's Side, Use connector #4	PV18C


*13 Remove plastic guide from wiper arm
 *20 Wiper blade slightly shorter than original part

 		Perfect View
1990-85	Driver's Side, Use connector #4	PV19C
	Passenger's Side, Use connector #4	PV19C
Enclave		
2017-08	Driver's Side, Use connector #2	PV24C
	Passenger's Side, Use connector #2	PV21C
	Rear	PVRC121
2024-18	Driver's Side, Use preinstalled connector #1	PV24C
	Passenger's Side, Use preinstalled connector #1	PV20C
	Rear	PVR10A
Encore		
2022-13	Driver's Side, Use connector #2	PV26C
	Passenger's Side, Use connector #2	PV13C
	Rear	PVR10A
Encore GX		
2021-20	Rear	PVR10A
2025-20	Driver's Side, Use connector #2	PV26C
	Passenger's Side, Use connector #2	PV16C
Envision		
2020-16	Passenger's Side, Use preinstalled connector #1	PV18C
2025-16	Driver's Side, Use preinstalled connector #1	PV24C
2025-21	Passenger's Side, Use preinstalled connector #1	PV20C
Envista		
2025-24	Driver's Side, Use connector #2	PV26C
	Passenger's Side, Use connector #2	PV16C
Estate Wagon		
1983-74	Driver's Side, Use connector #4	PV18C
	Passenger's Side, Use connector #4	PV18C
LaCrosse		
2009-05	Driver's Side, Use preinstalled connector #1	PV22C
	Passenger's Side, Use preinstalled connector #1	PV22C
2016-10	Driver's Side, Use preinstalled connector #1	PV26C
	Passenger's Side, Use preinstalled connector #1	PV18C
2019-17	Driver's Side, Use connector #2	PV26C
	Passenger's Side, Use connector #2	PV18C
LeSabre		
1985-74	Driver's Side, Use connector #4	PV18C
	Passenger's Side, Use connector #4	PV18C
1991-86	Driver's Side, Use connector #4	PV19C
	Passenger's Side, Use connector #4	PV19C

 		Perfect View
2005-00	Driver's Side, Use preinstalled connector #1	PV22C
	Passenger's Side, Use preinstalled connector #1	PV22C
Lucerne		
2011-06	Driver's Side, Use connector #2	PV24C
	Passenger's Side, Use connector #2	PV21C
Opel		
1979-76	Driver's Side, Use preinstalled connector #1	PV16C
	Passenger's Side, Use preinstalled connector #1	PV16C
Park Avenue		
2005-97	Driver's Side, Use preinstalled connector #1	PV22C
	Passenger's Side, Use preinstalled connector #1	PV22C
Rainier		
2007-04	Driver's Side, Use preinstalled connector #1	PV22C
	Passenger's Side, Use preinstalled connector #1	PV22C
Reatta		
1991-88	Driver's Side, Use connector #4	PV19C
	Passenger's Side, Use connector #4	PV19C
Regal		
1977-74	Driver's Side, Use connector #4	PV16C
	Passenger's Side, Use connector #4	PV16C
1987-78	Driver's Side, Use connector #4	PV18C
	Passenger's Side, Use connector #4	PV18C
2004-97	Driver's Side, Use preinstalled connector #1	PV22C
	Passenger's Side, Use preinstalled connector #1	PV22C
2017-11	Driver's Side, Use preinstalled connector #1	PV24C
	Passenger's Side, Use preinstalled connector #1	PV18C
Regal Sportback		
2020-18	Driver's Side, Use preinstalled connector #1	PV24C
	Passenger's Side, Use preinstalled connector #1	PV20C
	Rear	PVRC10
Regal TourX		
2020-18	Driver's Side, Use preinstalled connector #1	PV24C
	Passenger's Side, Use preinstalled connector #1	PV20C
Rendezvous		
2007-02	Driver's Side, Use preinstalled connector #1	PV24C
	Passenger's Side, Use preinstalled connector #1	PV22C
Riviera		
1985-74	Driver's Side, Use connector #4	PV18C
	Passenger's Side, Use connector #4	PV18C



*13 Remove plastic guide from wiper arm
 *20 Wiper blade slightly shorter than original part



		Perfect View
1993-86	Driver's Side, Use connector #4	PV19C
	Passenger's Side, Use connector #4	PV19C
Skyhawk		
1989-75	Driver's Side, Use connector #4	PV16C
	Passenger's Side, Use connector #4	PV16C
Skylark		
1980-75	Driver's Side, Use connector #4	PV16C
	Passenger's Side, Use connector #4	PV16C
1985-81	Driver's Side, Use connector #4	PV18C
	Passenger's Side, Use connector #4	PV18C
1998-86	Driver's Side, Use connector #4	PV19C
	Passenger's Side, Use connector #4	PV19C
Somerset		
1987-86	Driver's Side, Use connector #4	PV19C
	Passenger's Side, Use connector #4	PV19C
Somerset Regal		
1985	Driver's Side, Use connector #4	PV19C
	Passenger's Side, Use connector #4	PV19C
Terraza		
2007-05	Driver's Side, Use preinstalled connector #1	PV24C
	Passenger's Side, Use preinstalled connector #1	PV22C
Verano		
2017-12	Driver's Side, Use connector #2	PV26C
	Passenger's Side, Use connector #2	PV24C
Cadillac		
ATS		
2019-13	Driver's Side, Use preinstalled connector #1	PV22C
	Passenger's Side, Use preinstalled connector #1	PV18C
Allante		
1993-87	Driver's Side, Use connector #4	PV20C
	Passenger's Side, Use connector #4	PV20C
Brougham		
1990-87	Driver's Side, Use connector #4	PV18C
	Passenger's Side, Use connector #4	PV18C
CT4		
2024-20	Driver's Side, Use preinstalled connector #1	PV22C
	Passenger's Side, Use preinstalled connector #1	PV18C
CT5		
2025-20	Driver's Side, Use preinstalled connector #1	PV24C
	Passenger's Side, Use preinstalled connector #1	PV18C

		Perfect View
CT6		
2020-16	Driver's Side, Use preinstalled connector #1	PV24C
	Passenger's Side, Use preinstalled connector #1	PV18C
CTS		
2007-03	Passenger's Side, Use preinstalled connector #1	PV21C
2013-03	Driver's Side, Use preinstalled connector #1	PV22C
2013-08	Passenger's Side, Use preinstalled connector #1	PV19C
2014	Wagon Driver's Side, Use preinstalled connector #1	PV22C
	Wagon Passenger's Side, Use preinstalled connector #1	PV19C
2015-14	Sedan Driver's Side, Use connector #2	PV24C
	Coupe Driver's Side, Use preinstalled connector #1	PV22C
	Sedan Passenger's Side, Use connector #2	PV18C
	Coupe Passenger's Side, Use preinstalled connector #1	PV19C
2019-16	Driver's Side, Use connector #2	PV24C
	Passenger's Side, Use connector #2	PV18C
Calais		
1976-74	Driver's Side, Use connector #4	PV18C
	Passenger's Side, Use connector #4	PV18C
Catera		
2001-97	Driver's Side, Use preinstalled connector #1	PV24C
	Passenger's Side, Use preinstalled connector #1	PV19C
Cimarron		
1988-82	Driver's Side, Use connector #4	PV16C
	Passenger's Side, Use connector #4	PV16C
Commercial Chassis		
1984-74	Driver's Side, Use connector #4	PV18C
	Passenger's Side, Use connector #4	PV18C
1990-85	Driver's Side, Use connector #4	PV19C
	Passenger's Side, Use connector #4	PV19C
DTS		
2011-06	Driver's Side, Use preinstalled connector #1	PV22C
	Passenger's Side, Use preinstalled connector #1	PV22C
DeVille		
1984-74	Driver's Side, Use connector #4	PV18C
	Passenger's Side, Use connector #4	PV18C
1990-85	Driver's Side, Use connector #4	PV19C
	Passenger's Side, Use connector #4	PV19C
ELR		


*13 Remove plastic guide from wiper arm


*20 Wiper blade slightly shorter than original part

 		Perfect View
2016-14	Driver's Side, Use connector #2	PV28C
	Passenger's Side, Use connector #2	PV28C
Eldorado		
1985-74	Driver's Side, Use connector #4	PV18C
	Passenger's Side, Use connector #4	PV18C
1991-86	Driver's Side, Use connector #4	PV19C
	Passenger's Side, Use connector #4	PV19C
Escalade		
2000-99	Driver's Side, Use preinstalled connector #1	PV18C
	Passenger's Side, Use preinstalled connector #1	PV18C
2014-07	Rear	PVRC121
2020-02	Driver's Side, Use preinstalled connector #1	PV22C
	Passenger's Side, Use preinstalled connector #1	PV22C
2020-99	Rear	PVR131
2024-07	Driver's Side, Use connector #2	PV22C
	Passenger's Side, Use connector #2	PV22C
Escalade ESV		
2014-07	Rear	PVRC121
2020-03	Driver's Side, Use preinstalled connector #1	PV22C
	Passenger's Side, Use preinstalled connector #1	PV22C
2020-15	Rear	PVR131
2024-07	Driver's Side, Use connector #2	PV22C
	Passenger's Side, Use connector #2	PV22C
Escalade EXT		
2008-07	Driver's Side, Use connector #2	PV22C
	Passenger's Side, Use connector #2	PV22C
2013-02	Driver's Side, Use preinstalled connector #1	PV22C
	Passenger's Side, Use preinstalled connector #1	PV22C
Fleetwood		
1984-74	Driver's Side, Use connector #4	PV18C
	Passenger's Side, Use connector #4	PV18C
1990-85	Driver's Side, Use connector #4	PV19C
	Passenger's Side, Use connector #4	PV19C
SRX		
2009-04	Driver's Side, Use preinstalled connector #1	PV22C
	Passenger's Side, Use preinstalled connector #1	PV21C
	Rear	PVR131
2016-10	Driver's Side, Use connector #2	PV26C
	Passenger's Side, Use connector #2	PV17C
STS		

 		Perfect View
2011-05	Driver's Side, Use connector #2	PV22C
	Passenger's Side, Use connector #2	PV21C
Seville		
1985-76	Driver's Side, Use connector #4	PV18C
	Passenger's Side, Use connector #4	PV18C
1991-86	Driver's Side, Use connector #4	PV19C
	Passenger's Side, Use connector #4	PV19C
2004-01	Driver's Side, Use preinstalled connector #1	PV22C
	Passenger's Side, Use preinstalled connector #1	PV22C
XLR		
2009-04	Driver's Side, Use preinstalled connector #1	PV20C
	Passenger's Side, Use preinstalled connector #1	PV20C
XT4		
2024-19	Driver's Side, Use preinstalled connector #1	PV24C
	Passenger's Side, Use preinstalled connector #1	PV20C
XT5		
2024-17	Driver's Side, Use preinstalled connector #1	PV24C
	Passenger's Side, Use preinstalled connector #1	PV20C
XT6		
2024-20	Driver's Side, Use preinstalled connector #1	PV24C
	Passenger's Side, Use preinstalled connector #1	PV20C
XTS		
2019-13	Driver's Side, Use preinstalled connector #1	PV26C
	Passenger's Side, Use preinstalled connector #1	PV18C
Checker		
A11		
1974	Driver's Side, Use preinstalled connector #1	PV15C
	Passenger's Side, Use preinstalled connector #1	PV15C
A11E		
1974	Driver's Side, Use preinstalled connector #1	PV15C
	Passenger's Side, Use preinstalled connector #1	PV15C
Aerobus		
1974	Driver's Side, Use preinstalled connector #1	PV15C
	Passenger's Side, Use preinstalled connector #1	PV15C
Marathon		
1982-74	Driver's Side, Use preinstalled connector #1	PV15C
	Passenger's Side, Use preinstalled connector #1	PV15C
Taxicab		
1974	Driver's Side, Use preinstalled connector #1	PV15C
	Passenger's Side, Use preinstalled connector #1	PV15C


*13 Remove plastic guide from wiper arm
 *20 Wiper blade slightly shorter than original part


		Perfect View
Chevrolet		
Astro		
	Driver's Side, Use connector #4	PV18C
2005-85	Passenger's Side, Use connector #4	PV18C
	Rear	PVR131
Avalanche		
2008-07	Driver's Side, Use connector #2	PV22C
	Passenger's Side, Use connector #2	PV22C
2013-08	Driver's Side, Use preinstalled connector #1	PV22C
	Passenger's Side, Use preinstalled connector #1	PV22C
Avalanche 1500		
2006-02	Driver's Side, Use preinstalled connector #1	PV22C
	Passenger's Side, Use preinstalled connector #1	PV22C
Avalanche 2500		
2006-02	Driver's Side, Use preinstalled connector #1	PV22C
	Passenger's Side, Use preinstalled connector #1	PV22C
Aveo		
2008-04	Passenger's Side, Use preinstalled connector #1	PV19C
2011-04	Driver's Side, Use preinstalled connector #1	PV22C
2011-09	Passenger's Side, Use preinstalled connector #1	PV18C
Aveo5		
2011-06	Driver's Side, Use preinstalled connector #1	PV22C
	Passenger's Side, Use preinstalled connector #1	PV18C
Bel Air		
1975-74	Driver's Side, Use connector #4	PV18C
	Passenger's Side, Use connector #4	PV18C
1981	Driver's Side, Use preinstalled connector #1	PV18C
	Passenger's Side, Use preinstalled connector #1	PV18C
Beretta		
1996-87	Driver's Side, Use connector #4	PV19C
	Passenger's Side, Use connector #4	PV19C
Blazer		
1994-88	Driver's Side, Use connector #4	PV18C
	Passenger's Side, Use connector #4	PV18C
2005-88	Rear	PVR131
2005-95	Driver's Side, Use preinstalled connector #1	PV20C
	Passenger's Side, Use preinstalled connector #1	PV20C
2024	Passenger's Side, Use connector #2	PV20C
2025-19	Driver's Side, Use preinstalled connector #1	PV24C
	Passenger's Side, Use preinstalled connector #1	PV18C

		Perfect View
Blazer EV		
2025-24	Passenger's Side, Use connector #2	PV20C
Bolt EUV		
2023-22	Driver's Side, Use connector #2	PV26C
	Passenger's Side, Use connector #2	PV26C
Bolt EV		
2023-17	Driver's Side, Use connector #2	PV26C
	Passenger's Side, Use connector #2	PV26C
C1500		
1994-88	Driver's Side, Use connector #4	PV18C
	Passenger's Side, Use connector #4	PV18C
1999-95	Driver's Side, Use preinstalled connector #1	PV18C
	Passenger's Side, Use preinstalled connector #1	PV18C
C1500 Suburban		
1994-92	Driver's Side, Use connector #4	PV18C
	Passenger's Side, Use connector #4	PV18C
1999-95	Driver's Side, Use preinstalled connector #1	PV18C
	Passenger's Side, Use preinstalled connector #1	PV18C
	Rear	PVR131
C2500		
1994-88	Driver's Side, Use connector #4	PV18C
	Passenger's Side, Use connector #4	PV18C
2000-95	Driver's Side, Use preinstalled connector #1	PV18C
	Passenger's Side, Use preinstalled connector #1	PV18C
C2500 Suburban		
1994-92	Driver's Side, Use connector #4	PV18C
	Passenger's Side, Use connector #4	PV18C
1999-95	Driver's Side, Use preinstalled connector #1	PV18C
	Passenger's Side, Use preinstalled connector #1	PV18C
	Rear	PVR131
C3500		
1994-88	Driver's Side, Use connector #4	PV18C
	Passenger's Side, Use connector #4	PV18C
2000-95	Driver's Side, Use preinstalled connector #1	PV18C
	Passenger's Side, Use preinstalled connector #1	PV18C
C3500HD		
1994-91	Driver's Side, Use connector #4	PV18C
	Passenger's Side, Use connector #4	PV18C
2002-95	Driver's Side, Use preinstalled connector #1	PV18C
	Passenger's Side, Use preinstalled connector #1	PV18C


*13 Remove plastic guide from wiper arm


*20 Wiper blade slightly shorter than original part

		Perfect View
Camaro		
1976-74	Driver's Side, Use connector #4	PV16C
	Passenger's Side, Use connector #4	PV16C
1992-77	Driver's Side, Use connector #4	PV18C
	Passenger's Side, Use connector #4	PV18C
2002-98	Passenger's Side, Use preinstalled connector #1	PV24C
2015-10	Passenger's Side, Use preinstalled connector #1	PV21C
2015-98	Driver's Side, Use preinstalled connector #1	PV24C
2023-20	Passenger's Side, Use preinstalled connector #1	PV22C
2024-16	Driver's Side, Use preinstalled connector #1	PV22C
	Passenger's Side, Use preinstalled connector #1	PV20C
Caprice		
1990-74	Driver's Side, Use connector #4	PV18C
	Passenger's Side, Use connector #4	PV18C
1996-91	Driver's Side, Use connector #4	PV22C
	Passenger's Side, Use connector #4	PV22C
2017-11	Driver's Side, Use connector #2	PV26C
	Passenger's Side, Use connector #2	PV15C
Captiva Sport		
2015-12	Driver's Side, Use preinstalled connector #1	PV24C
	Passenger's Side, Use preinstalled connector #1	PV16C
Cavalier		
1994-82	Driver's Side, Use connector #4	PV16C
	Passenger's Side, Use connector #4	PV16C
2005-95	Driver's Side, Use preinstalled connector #1	PV22C
	Passenger's Side, Use preinstalled connector #1	PV17C
Celebrity		
1990-82	Driver's Side, Use connector #4	PV18C
	Passenger's Side, Use connector #4	PV18C
Chevette		
1981-76	Driver's Side, Use preinstalled connector #1	PV16C
	Passenger's Side, Use preinstalled connector #1	PV16C
1987-82	Driver's Side, Use connector #4	PV16C
	Passenger's Side, Use connector #4	PV16C
Citation		
1983-80	Driver's Side, Use connector #4	PV18C
	Passenger's Side, Use connector #4	PV18C
Citation II		

		Perfect View	
1985-84	Driver's Side, Use connector #4	PV18C	
	Passenger's Side, Use connector #4	PV18C	
City Express			
2018-15	Driver's Side, Use preinstalled connector #1	PV22C	
	Passenger's Side, Use preinstalled connector #1	PV16C	
Classic			
2005-04	Driver's Side, Use preinstalled connector #1	PV22C	
	Passenger's Side, Use preinstalled connector #1	PV19C	
Cobalt			
2010-05	Driver's Side, Use preinstalled connector #1	PV22C	
	Passenger's Side, Use preinstalled connector #1	PV17C	
Colorado			
2012-04	Passenger's Side, Use preinstalled connector #1	PV19C	
2018-15	Driver's Side, Use connector #2	PV22C	
	Passenger's Side, Use connector #2	PV18C	
2024-04	Driver's Side, Use preinstalled connector #1	PV22C	
2024-18	Passenger's Side, Use preinstalled connector #1	PV18C	
Commercial Chassis			
1994-91	Driver's Side, Use connector #4	PV22C	
	Passenger's Side, Use connector #4	PV22C	
Corsica			
1996-87	Driver's Side, Use connector #4	PV19C	
	Passenger's Side, Use connector #4	PV19C	
Corvette			
1982-74	Driver's Side, Use connector #4	PV16C	
	Passenger's Side, Use connector #4	PV16C	
1998	Convertible	Passenger's Side, Use preinstalled connector #1	PV22C
1998-97	Hatchback	Passenger's Side, Use preinstalled connector #1	PV22C
2004-99		Passenger's Side, Use preinstalled connector #1	PV22C
2013-05		Driver's Side, Use preinstalled connector #1	PV21C
2019-14		Passenger's Side, Use preinstalled connector #1	PV20C
2019-97		Driver's Side, Use preinstalled connector #1	PV22C
2025-05		Passenger's Side, Use preinstalled connector #1	PV21C
2025-20		Driver's Side, Use preinstalled connector #1	PV24C
Cruze			
2015-11	Driver's Side, Use preinstalled connector #1	PV24C	
	Passenger's Side, Use preinstalled connector #1	PV18C	


*13 Remove plastic guide from wiper arm
 *20 Wiper blade slightly shorter than original part


		Perfect View
2019-16	Driver's Side, Use connector #2	PV28C
	Passenger's Side, Use connector #2	PV24C
Cruze Limited		
2016	Driver's Side, Use preinstalled connector #1	PV24C
	Passenger's Side, Use preinstalled connector #1	PV18C
El Camino		
1977-74	Driver's Side, Use connector #4	PV16C
	Passenger's Side, Use connector #4	PV16C
1987-78	Driver's Side, Use connector #4	PV18C
	Passenger's Side, Use connector #4	PV18C
Epica		
2006-04	Driver's Side, Use preinstalled connector #1	PV22C
	Passenger's Side, Use preinstalled connector #1	PV20C
Equinox		
2009-05	Passenger's Side, Use preinstalled connector #1	PV19C
2012-10	Rear	PVR131
2017-10	Driver's Side, Use connector #2	PV24C
	Passenger's Side, Use connector #2	PV17C
2025-05	Driver's Side, Use preinstalled connector #1	PV24C
2025-18	Passenger's Side, Use preinstalled connector #1	PV18C
Express 1500		
2014-96	Driver's Side, Use preinstalled connector #1	PV22C
	Passenger's Side, Use preinstalled connector #1	PV22C
Express 2500		
2023-96	Driver's Side, Use preinstalled connector #1	PV22C
	Passenger's Side, Use preinstalled connector #1	PV22C
Express 3500		
2023-96	Driver's Side, Use preinstalled connector #1	PV22C
	Passenger's Side, Use preinstalled connector #1	PV22C
Express 4500		
2018-09	Driver's Side, Use preinstalled connector #1	PV22C
	Passenger's Side, Use preinstalled connector #1	PV22C
G10		
1992-75	Driver's Side, Use connector #4	PV16C
	Passenger's Side, Use connector #4	PV16C
1995-93	Driver's Side, Use connector #4	PV18C
	Passenger's Side, Use connector #4	PV18C
G10 Van		
1974	Driver's Side, Use connector #4	PV16C
	Passenger's Side, Use connector #4	PV16C

		Perfect View
G20		
1992-75	Driver's Side, Use connector #4	PV16C
	Passenger's Side, Use connector #4	PV16C
1995-93	Driver's Side, Use connector #4	PV18C
	Passenger's Side, Use connector #4	PV18C
G20 Van		
1974	Driver's Side, Use connector #4	PV16C
	Passenger's Side, Use connector #4	PV16C
G30		
1992-75	Driver's Side, Use connector #4	PV16C
	Passenger's Side, Use connector #4	PV16C
1995-93	Driver's Side, Use connector #4	PV18C
	Passenger's Side, Use connector #4	PV18C
1996	Driver's Side, Use connector #4	PV22C
	Passenger's Side, Use connector #4	PV22C
G30 Van		
1974	Driver's Side, Use connector #4	PV16C
	Passenger's Side, Use connector #4	PV16C
HHR		
2011-06	Driver's Side, Use preinstalled connector #1	PV18C
	Passenger's Side, Use preinstalled connector #1	PV18C
	Rear	PVRC11
Impala		
1985-74	Driver's Side, Use connector #4	PV18C
	Passenger's Side, Use connector #4	PV18C
2010-00	Passenger's Side, Use preinstalled connector #1	PV22C
2013-00	Driver's Side, Use preinstalled connector #1	PV22C
2013-11	Passenger's Side, Use preinstalled connector #1	PV21C
2020-14	Driver's Side, Use preinstalled connector #1	PV24C
	Passenger's Side, Use preinstalled connector #1	PV19C
Impala Limited		
2016-14	Driver's Side, Use preinstalled connector #1	PV22C
	Passenger's Side, Use preinstalled connector #1	PV21C
K1500		
1994-88	Driver's Side, Use connector #4	PV18C
	Passenger's Side, Use connector #4	PV18C
1999-95	Driver's Side, Use preinstalled connector #1	PV18C
	Passenger's Side, Use preinstalled connector #1	PV18C
K1500 Suburban		


*13 Remove plastic guide from wiper arm


*20 Wiper blade slightly shorter than original part

		Perfect View
1994-92	Driver's Side, Use connector #4	PV18C
	Passenger's Side, Use connector #4	PV18C
1999-95	Driver's Side, Use preinstalled connector #1	PV18C
	Passenger's Side, Use preinstalled connector #1	PV18C
	Rear	PVR131
K2500		
1994-88	Driver's Side, Use connector #4	PV18C
	Passenger's Side, Use connector #4	PV18C
2000-95	Driver's Side, Use preinstalled connector #1	PV18C
	Passenger's Side, Use preinstalled connector #1	PV18C
K2500 Suburban		
1994-92	Driver's Side, Use connector #4	PV18C
	Passenger's Side, Use connector #4	PV18C
1999-95	Driver's Side, Use preinstalled connector #1	PV18C
	Passenger's Side, Use preinstalled connector #1	PV18C
	Rear	PVR131
K3500		
1994-88	Driver's Side, Use connector #4	PV18C
	Passenger's Side, Use connector #4	PV18C
2000-95	Driver's Side, Use preinstalled connector #1	PV18C
	Passenger's Side, Use preinstalled connector #1	PV18C
LCF 3500		
2019-16	Driver's Side, Use preinstalled connector #1	PV20C
	Passenger's Side, Use preinstalled connector #1	PV20C
LCF 3500HD		
2017-16	Driver's Side, Use preinstalled connector #1	PV20C
	Passenger's Side, Use preinstalled connector #1	PV20C
LLV		
1995-87	Driver's Side, Use connector #4	PV18C
	Passenger's Side, Use connector #4	PV18C
LUV		
1980-75	Driver's Side, Use preinstalled connector #1	PV15C
	Passenger's Side, Use preinstalled connector #1	PV15C
Laguna		
1976-74	Driver's Side, Use connector #4	PV16C
	Passenger's Side, Use connector #4	PV16C
Lumina		
2001-95	Driver's Side, Use preinstalled connector #1	PV22C
	Passenger's Side, Use preinstalled connector #1	PV22C
Lumina APV		
1996-90	Rear	PVR131

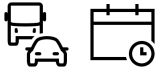
		Perfect View	
Luv Pickup			
1974	Driver's Side, Use preinstalled connector #1	PV15C	
	Passenger's Side, Use preinstalled connector #1	PV15C	
Malibu			
1977-74	Driver's Side, Use connector #4	PV16C	
	Passenger's Side, Use connector #4	PV16C	
1983-78	Driver's Side, Use connector #4	PV18C	
	Passenger's Side, Use connector #4	PV18C	
2007-01	Passenger's Side, Use preinstalled connector #1	PV20C	
2007-97	Driver's Side, Use preinstalled connector #1	PV22C	
2012-08	Driver's Side, Use connector #2	PV24C	
	Passenger's Side, Use connector #2	PV21C	
2015-97	Passenger's Side, Use preinstalled connector #1	PV19C	
2023-13	Driver's Side, Use preinstalled connector #1	PV24C	
	Driver's Side, Use preinstalled connector #1	PV26C	
2024-16	Passenger's Side, Use preinstalled connector #1	PV18C	
	Passenger's Side, Use preinstalled connector #1	PV18C	
Malibu Limited			
2016	Driver's Side, Use preinstalled connector #1	PV24C	
	Passenger's Side, Use preinstalled connector #1	PV19C	
Metro			
1992	Passenger's Side, Use preinstalled connector #1	PV18C	
2001-92	Driver's Side, Use preinstalled connector #1	PV20C	
2001-98	Passenger's Side, Use preinstalled connector #1	PV19C	
Monte Carlo			
1977-74	Driver's Side, Use connector #4	PV16C	
	Passenger's Side, Use connector #4	PV16C	
1988-78	Driver's Side, Use connector #4	PV18C	
	Passenger's Side, Use connector #4	PV18C	
2007-95	Driver's Side, Use preinstalled connector #1	PV22C	
	Passenger's Side, Use preinstalled connector #1	PV22C	
Monza			
1980-75	Driver's Side, Use connector #4	PV16C	
	Passenger's Side, Use connector #4	PV16C	
Nova			
1977-74	Coupe, Sedan	Driver's Side, Use connector #4	PV16C
	Hatchback	Driver's Side, Use preinstalled connector #1	PV16C
	Coupe, Sedan	Passenger's Side, Use connector #4	PV16C
	Hatchback	Passenger's Side, Use preinstalled connector #1	PV16C


*13 Remove plastic guide from wiper arm
 *20 Wiper blade slightly shorter than original part

		Perfect View
1979-78	Driver's Side, Use preinstalled connector #1	PV16C
	Passenger's Side, Use preinstalled connector #1	PV16C
Optra		
2004	Passenger's Side, Use preinstalled connector #1	PV19C
2005 Sedan	Passenger's Side, Use preinstalled connector #1	PV19C
2007-04	Driver's Side, Use preinstalled connector #1	PV22C
2007-05 Hatchback, Wagon	Passenger's Side, Use preinstalled connector #1	PV18C
Orlando		
2014-12	Driver's Side, Use preinstalled connector #1	PV24C
	Passenger's Side, Use preinstalled connector #1	PV19C
P10		
1980-75	Driver's Side, Use preinstalled connector #1	PV16C
	Passenger's Side, Use preinstalled connector #1	PV16C
P10 Van		
1974	Driver's Side, Use preinstalled connector #1	PV16C
	Passenger's Side, Use preinstalled connector #1	PV16C
P20		
1989-75	Stripped Chassis Driver's Side, Use preinstalled connector #1	PV16C
	Stripped Chassis Passenger's Side, Use preinstalled connector #1	PV16C
P20 Van		
1974	Driver's Side, Use preinstalled connector #1	PV16C
	Passenger's Side, Use preinstalled connector #1	PV16C
P30		
1990-75	Stripped Chassis Driver's Side, Use preinstalled connector #1	PV16C
	Stripped Chassis Passenger's Side, Use preinstalled connector #1	PV16C
1994-91	Cab & Chassis, Step Van - Van, Stripped Chassis Driver's Side, Use preinstalled connector #1	PV18C
	Cab & Chassis, Step Van - Van, Stripped Chassis Passenger's Side, Use preinstalled connector #1	PV18C
1999-95	Driver's Side, Use preinstalled connector #1	PV18C
	Passenger's Side, Use preinstalled connector #1	PV18C
P30 Van		
1974	Driver's Side, Use preinstalled connector #1	PV16C
	Passenger's Side, Use preinstalled connector #1	PV16C
Prizm		
2002-98	Driver's Side, Use preinstalled connector #1	PV20C
	Passenger's Side, Use preinstalled connector #1	PV18C


		Perfect View
R10 Suburban		
1988	Driver's Side, Use connector #4	PV18C
	Passenger's Side, Use connector #4	PV18C
R1500 Suburban		
1991-89	Driver's Side, Use connector #4	PV18C
	Passenger's Side, Use connector #4	PV18C
R20		
1988	Driver's Side, Use connector #4	PV18C
	Passenger's Side, Use connector #4	PV18C
R20 Suburban		
1988	Driver's Side, Use connector #4	PV18C
	Passenger's Side, Use connector #4	PV18C
R2500		
1989	Driver's Side, Use connector #4	PV18C
	Passenger's Side, Use connector #4	PV18C
R2500 Suburban		
1991-89	Driver's Side, Use connector #4	PV18C
	Passenger's Side, Use connector #4	PV18C
R30		
1988	Driver's Side, Use connector #4	PV18C
	Passenger's Side, Use connector #4	PV18C
R3500		
1991-89	Driver's Side, Use connector #4	PV18C
	Passenger's Side, Use connector #4	PV18C
S10		
1993-82	Driver's Side, Use connector #4	PV16C
	Passenger's Side, Use connector #4	PV16C
2004-94	Driver's Side, Use preinstalled connector #1	PV20C
	Passenger's Side, Use preinstalled connector #1	PV20C
S10 Blazer		
1994-83	Driver's Side, Use connector #4	PV16C
	Passenger's Side, Use connector #4	PV16C
1994-89	Rear	PVR131
SS		
2017-14	Driver's Side, Use connector #2	PV26C
	Passenger's Side, Use connector #2	PV15C
Silverado 1500		
2013-07	Driver's Side, Use connector #2	PV22C
	Passenger's Side, Use connector #2	PV22C


*13 Remove plastic guide from wiper arm
 *20 Wiper blade slightly shorter than original part

		Perfect View
2018-14	Driver's Side, User connector #2	PV22C
	Passenger's Side, User connector #2	PV22C
2024-99	Driver's Side, Use preinstalled connector #1	PV22C
	Passenger's Side, Use preinstalled connector #1	PV22C
Silverado 1500 Classic		
2007	Driver's Side, Use preinstalled connector #1	PV22C
	Passenger's Side, Use preinstalled connector #1	PV22C
Silverado 1500 HD		
2006-01	Driver's Side, Use preinstalled connector #1	PV22C
	Passenger's Side, Use preinstalled connector #1	PV22C
Silverado 1500 HD Classic		
2007	Driver's Side, Use preinstalled connector #1	PV22C
	Passenger's Side, Use preinstalled connector #1	PV22C
Silverado 1500 LD		
2019	Driver's Side, User connector #2	PV22C
	Passenger's Side, User connector #2	PV22C
Silverado 1500 LTD		
2022	Driver's Side, Use preinstalled connector #1	PV22C
	Passenger's Side, Use preinstalled connector #1	PV22C
Silverado 2500		
2004-99	Driver's Side, Use preinstalled connector #1	PV22C
	Passenger's Side, Use preinstalled connector #1	PV22C
Silverado 2500 HD		
2014-07	Driver's Side, Use connector #2	PV22C
	Passenger's Side, Use connector #2	PV22C
2019-15	Driver's Side, User connector #2	PV22C
	Passenger's Side, User connector #2	PV22C
2025-01	Driver's Side, Use preinstalled connector #1	PV22C
	Passenger's Side, Use preinstalled connector #1	PV22C
Silverado 2500 HD Classic		
2007	Driver's Side, Use preinstalled connector #1	PV22C
	Passenger's Side, Use preinstalled connector #1	PV22C
Silverado 3500		
2006-01	Driver's Side, Use preinstalled connector #1	PV22C
	Passenger's Side, Use preinstalled connector #1	PV22C
Silverado 3500 Classic		
2007	Driver's Side, Use preinstalled connector #1	PV22C
	Passenger's Side, Use preinstalled connector #1	PV22C
Silverado 3500 HD		

		Perfect View
2014-07	Driver's Side, Use connector #2	PV22C
	Passenger's Side, Use connector #2	PV22C
2019-15	Driver's Side, User connector #2	PV22C
	Passenger's Side, User connector #2	PV22C
2025-20	Driver's Side, Use preinstalled connector #1	PV22C
	Passenger's Side, Use preinstalled connector #1	PV22C
Silverado EV		
2025-24	Driver's Side, Use connector #2	PV22C
	Passenger's Side, Use connector #2	PV22C
Sonic		
2018-12	Passenger's Side, Use connector #2	PV15C
2020-12	Driver's Side, Use connector #2	PV26C
	Hatchback Rear	PVRC10
2020-19	Hatchback Passenger's Side, Use connector #2	PV13C
	Sedan Passenger's Side, Use connector #2	PV15C
Spark		
2015-13	Driver's Side, Use connector #2	PV24C
	Passenger's Side, Use connector #2	PV15C
2022-16	Driver's Side, Use preinstalled connector #1	PV24C
	Passenger's Side, Use preinstalled connector #1	PV13C
Spark EV		
2016-14	Driver's Side, Use connector #2	PV24C
	Passenger's Side, Use connector #2	PV15C
Spectrum		
1988-85	Driver's Side, Use preinstalled connector #1	PV18C
	Passenger's Side, Use preinstalled connector #1	PV18C
Sprint		
1992-89	Driver's Side, Use connector #4	PV19C
	Passenger's Side, Use connector #4	PV18C
Suburban		
2020-15	Driver's Side, Use preinstalled connector #1	PV22C
	Passenger's Side, Use preinstalled connector #1	PV22C
2025-21	Rear	PVR131
	Driver's Side, Use connector #2	PV22C
	Passenger's Side, Use connector #2	PV22C
Suburban 1500		
2008-07	Driver's Side, Use connector #2	PV22C
	Passenger's Side, Use connector #2	PV22C


*13 Remove plastic guide from wiper arm
 *20 Wiper blade slightly shorter than original part


		Perfect View
2014-00	Driver's Side, Use preinstalled connector #1	PV22C
	Passenger's Side, Use preinstalled connector #1	PV22C
2014-07	Rear	PVRC121
Suburban 2500		
2008-07	Driver's Side, Use connector #2	PV22C
	Passenger's Side, Use connector #2	PV22C
2013-00	Driver's Side, Use preinstalled connector #1	PV22C
	Passenger's Side, Use preinstalled connector #1	PV22C
2013-07	Rear	PVRC121
Suburban 3500 HD		
2019-16	Driver's Side, Use preinstalled connector #1	PV22C
	Passenger's Side, Use preinstalled connector #1	PV22C
	Rear	PVR131
Tahoe		
1999-95	Driver's Side, Use preinstalled connector #1	PV18C
	Passenger's Side, Use preinstalled connector #1	PV18C
2014-07	Rear	PVRC121
2020-00	Driver's Side, Use preinstalled connector #1	PV22C
	Passenger's Side, Use preinstalled connector #1	PV22C
2020-95	Rear	PVR131
2025-07	Driver's Side, Use connector #2	PV22C
	Passenger's Side, Use connector #2	PV22C
Tracker		
1998	Driver's Side, Use preinstalled connector #1	PV17C
	Passenger's Side, Use preinstalled connector #1	PV17C
2004-99	Driver's Side, Use preinstalled connector #1	PV19C
	Passenger's Side, Use preinstalled connector #1	PV19C
Trailblazer		
2009-02	Driver's Side, Use preinstalled connector #1	PV22C
	Passenger's Side, Use preinstalled connector #1	PV22C
2009-07	Rear	PVRC121
2025-21	Driver's Side, Use connector #2	PV24C
	Passenger's Side, Use connector #2	PV18C
Trailblazer EXT		
2006-02	Driver's Side, Use preinstalled connector #1	PV22C
	Passenger's Side, Use preinstalled connector #1	PV22C
Traverse		
2017-09	Driver's Side, Use connector #2	PV24C
	Passenger's Side, Use connector #2	PV21C
2023-18	Rear	PVR131
	Rear	PVR10A

		Perfect View
2025-18	Driver's Side, Use preinstalled connector #1	PV24C
	Passenger's Side, Use preinstalled connector #1	PV20C
Traverse Limited		
2024	Driver's Side, Use preinstalled connector #1	PV24C
	Passenger's Side, Use preinstalled connector #1	PV20C
	Rear	PVR10A
Trax		
2022-13	Driver's Side, Use connector #2	PV26C
	Passenger's Side, Use connector #2	PV13C
	Rear	PVR10A
Uplander		
2009-05	Driver's Side, Use preinstalled connector #1	PV24C
	Passenger's Side, Use preinstalled connector #1	PV22C
V10 Suburban		
1988	Driver's Side, Use connector #4	PV18C
	Passenger's Side, Use connector #4	PV18C
V1500 Suburban		
1991-89	Driver's Side, Use connector #4	PV18C
	Passenger's Side, Use connector #4	PV18C
V20 Suburban		
1988	Driver's Side, Use connector #4	PV18C
	Passenger's Side, Use connector #4	PV18C
V2500 Suburban		
1991-89	Driver's Side, Use connector #4	PV18C
	Passenger's Side, Use connector #4	PV18C
V30		
1988	Driver's Side, Use connector #4	PV18C
	Passenger's Side, Use connector #4	PV18C
V3500		
1991-89	Driver's Side, Use connector #4	PV18C
	Passenger's Side, Use connector #4	PV18C
Vega		
1977-74	Driver's Side, Use connector #4	PV16C
	Passenger's Side, Use connector #4	PV16C
Venture		
2004-97	Passenger's Side, Use preinstalled connector #1	PV24C
2005	Passenger's Side, Use preinstalled connector #1	PV22C
2005-97	Driver's Side, Use preinstalled connector #1	PV24C
Volt		
2019-11	Driver's Side, Use connector #2	PV26C
	Passenger's Side, Use connector #2	PV26C


*13 Remove plastic guide from wiper arm


*20 Wiper blade slightly shorter than original part

		Perfect View	
Chrysler			
200			
2014-11	Convertible, Sedan	Driver's Side, Use preinstalled connector #1	PV24C
		Passenger's Side, Use preinstalled connector #1	PV22C
2017-15		Driver's Side, Use preinstalled connector #1	PV26C
		Passenger's Side, Use preinstalled connector #1	PV19C
300			
2010-05		Driver's Side, Use preinstalled connector #1	PV22C
		Passenger's Side, Use preinstalled connector #1	PV22C
2023-11		Driver's Side, Use preinstalled connector #1	PV24C
		Passenger's Side, Use preinstalled connector #1	PV21C
300M			
2004-99		Driver's Side, Use preinstalled connector #1	PV24C
		Passenger's Side, Use preinstalled connector #1	PV22C
Aspen			
2009-07		Driver's Side, Use preinstalled connector #1	PV26C
		Passenger's Side, Use preinstalled connector #1	PV21C
		Rear	PVR14C
Cirrus			
2000-95		Driver's Side, Use preinstalled connector #1	PV22C
		Passenger's Side, Use preinstalled connector #1	PV22C
Concorde			
2004-93		Driver's Side, Use preinstalled connector #1	PV24C
		Passenger's Side, Use preinstalled connector #1	PV22C
Cordoba			
1983-75		Driver's Side, Use connector #4	PV18C
		Passenger's Side, Use connector #4	PV18C
Crossfire			
2007-04		Passenger's Side, Use preinstalled connector #1	PV22C
2008		Passenger's Side, Use preinstalled connector #1	PV20C
2008-04		Driver's Side, Use preinstalled connector #1	PV20C
Daytona			
1993-84		Driver's Side, Use connector #4	PV18C
		Passenger's Side, Use connector #4	PV18C
Dynasty			
1993-88		Driver's Side, Use connector #4	PV18C
		Passenger's Side, Use connector #4	PV18C
E Class			
1984-83		Driver's Side, Use connector #4	PV16C
		Passenger's Side, Use connector #4	PV16C
Executive Limousine			

		Perfect View	
1986-85		Driver's Side, Use connector #4	PV16C
		Passenger's Side, Use connector #4	PV16C
Executive Sedan			
1984-83		Driver's Side, Use connector #4	PV16C
		Passenger's Side, Use connector #4	PV16C
Fifth Avenue			
1989-83		Driver's Side, Use connector #4	PV18C
		Passenger's Side, Use connector #4	PV18C
Grand Caravan			
2025-21		Driver's Side, Use preinstalled connector #1	PV26C
		Passenger's Side, Use preinstalled connector #1	PV20C
		Rear	PVRC14
Grand Voyager			
2000		Driver's Side, Use preinstalled connector #1	PV28C
		Passenger's Side, Use preinstalled connector #1	PV28C
Imperial			
1993-74		Driver's Side, Use connector #4	PV18C
		Passenger's Side, Use connector #4	PV18C
Intrepid			
2004-93		Driver's Side, Use preinstalled connector #1	PV24C
		Passenger's Side, Use preinstalled connector #1	PV22C
LHS			
1994		Passenger's Side, Use preinstalled connector #1	PV24C
2001-94		Driver's Side, Use preinstalled connector #1	PV24C
2001-95		Passenger's Side, Use preinstalled connector #1	PV22C
Laser			
1986-84		Driver's Side, Use connector #4	PV18C
		Passenger's Side, Use connector #4	PV18C
LeBaron			
1983		Driver's Side, Use preinstalled connector #1	PV16C
		Passenger's Side, Use preinstalled connector #1	PV16C
1984-82	Convertible, Coupe, Sedan	Driver's Side, Use preinstalled connector #1	PV16C
		Passenger's Side, Use preinstalled connector #1	PV16C
1986-85	Convertible, Coupe	Driver's Side, Use connector #4	PV16C
		Passenger's Side, Use connector #4	PV16C
1988-85	Sedan	Driver's Side, Use connector #4	PV16C
	Hatchback	Driver's Side, Use connector #4	PV18C
	Sedan	Passenger's Side, Use connector #4	PV16C
	Hatchback	Passenger's Side, Use connector #4	PV18C


*13 Remove plastic guide from wiper arm
 *20 Wiper blade slightly shorter than original part


		Perfect View	
1988-87	Convertible, Coupe	Driver's Side, Use connector #4	PV18C
	Convertible, Coupe	Passenger's Side, Use connector #4	PV18C
1993-77		Driver's Side, Use connector #4	PV18C
		Passenger's Side, Use connector #4	PV18C
1994	Sedan	Driver's Side, Use connector #4	PV18C
	Sedan	Passenger's Side, Use connector #4	PV18C
1995-94	Convertible	Driver's Side, Use connector #4	PV20C
	Convertible	Passenger's Side, Use connector #4	PV20C
Neon			
2002-00		Driver's Side, Use preinstalled connector #1	PV22C
		Passenger's Side, Use preinstalled connector #1	PV19C
New Yorker			
1987-83		Driver's Side, Use preinstalled connector #1	PV16C
		Passenger's Side, Use preinstalled connector #1	PV16C
1988		Driver's Side, Use preinstalled connector #1	PV18C
		Passenger's Side, Use preinstalled connector #1	PV18C
1993-74		Driver's Side, Use connector #4	PV18C
		Passenger's Side, Use connector #4	PV18C
1996-94		Driver's Side, Use preinstalled connector #1	PV24C
		Passenger's Side, Use preinstalled connector #1	PV24C
Newport			
1981-74		Driver's Side, Use connector #4	PV18C
		Passenger's Side, Use connector #4	PV18C
PT Cruiser			
2010-01		Driver's Side, Use preinstalled connector #1	PV20C
		Passenger's Side, Use preinstalled connector #1	PV21C
Pacifica			
2008-04		Driver's Side, Use preinstalled connector #1	PV22C
		Passenger's Side, Use preinstalled connector #1	PV22C
		Rear	PVR131
2025-17		Driver's Side, Use preinstalled connector #1	PV26C
		Passenger's Side, Use preinstalled connector #1	PV20C
		Rear	PVRC14
Prowler			
2002-01		Driver's Side, Use preinstalled connector #1	PV16C
		Passenger's Side, Use preinstalled connector #1	PV19C
Sebring			

		Perfect View	
1996	Convertible	Driver's Side, Use preinstalled connector #1	PV21C
	Convertible	Passenger's Side, Use preinstalled connector #1	PV21C
	Coupe	Passenger's Side, Use preinstalled connector #1	PV22C
2000-96	Coupe	Driver's Side, Use preinstalled connector #1	PV24C
2000-97	Convertible	Driver's Side, Use preinstalled connector #1	PV22C
2006-01		Driver's Side, Use preinstalled connector #1	PV22C
2010-95		Driver's Side, Use preinstalled connector #1	PV24C
		Passenger's Side, Use preinstalled connector #1	PV22C
TC Maserati			
1991-89		Driver's Side, Use preinstalled connector #1	PV18C
		Passenger's Side, Use preinstalled connector #1	PV18C
Town & Country			
1986-83	Wagon	Rear	PVR131
1988-74		Driver's Side, Use preinstalled connector #1	PV16C
		Passenger's Side, Use preinstalled connector #1	PV16C
1988-80		Rear	PVR131
1993-90		Driver's Side, Use preinstalled connector #1	PV18C
1994-90		Passenger's Side, Use preinstalled connector #1	PV18C
1995		Passenger's Side, Use preinstalled connector #1	PV22C
1995-94		Driver's Side, Use preinstalled connector #1	PV22C
2007-96		Driver's Side, Use preinstalled connector #1	PV28C
		Passenger's Side, Use preinstalled connector #1	PV28C
2016-08		Driver's Side, Use preinstalled connector #1	PV26C
		Passenger's Side, Use preinstalled connector #1	PV20C
Voyager			
2003-00		Driver's Side, Use preinstalled connector #1	PV28C
		Passenger's Side, Use preinstalled connector #1	PV28C
2024-20		Driver's Side, Use preinstalled connector #1	PV26C
		Passenger's Side, Use preinstalled connector #1	PV20C
		Rear	PVRC14
Citroen			
SM			
1975-74		Driver's Side, Use preinstalled connector #1	PV13C
		Passenger's Side, Use preinstalled connector #1	PV13C
Coda			
Sedan			
2013-12		Driver's Side, Use preinstalled connector #1	PV22C
		Passenger's Side, Use preinstalled connector #1	PV16C
Daewoo			
Lanos			


*13 Remove plastic guide from wiper arm

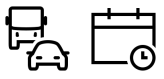
*20 Wiper blade slightly shorter than original part

		Perfect View
2002-99	Driver's Side, Use preinstalled connector #1 Passenger's Side, Use preinstalled connector #1	PV19C PV19C
Leganza		
2002-99	Driver's Side, Use preinstalled connector #1 Passenger's Side, Use preinstalled connector #1	PV22C PV19C
Nubira		
2002-99	Driver's Side, Use preinstalled connector #1 Passenger's Side, Use preinstalled connector #1	PV20C PV20C
Daihatsu		
Charade		
1992-88	Driver's Side, Use preinstalled connector #1 Passenger's Side, Use preinstalled connector #1	PV19C PV19C
Rocky		
1992-90	Rear	PVR131
DeLorean		
DMC 12		
1983-81	Driver's Side, Use preinstalled connector #1 Passenger's Side, Use preinstalled connector #1	PV20C PV20C
DeTomaso		
Pantera		
1989-74	Driver's Side, Use preinstalled connector #1 Passenger's Side, Use preinstalled connector #1	PV18C PV18C
Dodge		
2000 GTX		
1990-89	Driver's Side, Use preinstalled connector #1 Passenger's Side, Use preinstalled connector #1	PV17C PV17C
400		
1983-82	Driver's Side, Use connector #4 Passenger's Side, Use connector #4	PV16C PV16C
600		
1988-83	Driver's Side, Use connector #4 Passenger's Side, Use connector #4	PV16C PV16C
Aries		
1988-81	Wagon Rear	PVR131
1989-81	Driver's Side, Use connector #4 Passenger's Side, Use connector #4	PV16C PV16C
Aspen		
1980-76	Driver's Side, Use connector #4 Passenger's Side, Use connector #4	PV18C PV18C
Avenger		
2014-95	Driver's Side, Use preinstalled connector #1 Passenger's Side, Use preinstalled connector #1	PV24C PV22C
B100		

		Perfect View
1980-75	Driver's Side, Use connector #4 Passenger's Side, Use connector #4	PV16C PV16C
B100 Van		
1974	Driver's Side, Use connector #4 Passenger's Side, Use connector #4	PV16C PV16C
B150		
1994-81	Driver's Side, Use connector #4 Passenger's Side, Use connector #4	PV16C PV16C
B1500		
1997-95	Driver's Side, Use connector #4 Passenger's Side, Use connector #4	PV18C PV18C
1998	Driver's Side, Use preinstalled connector #1 Passenger's Side, Use preinstalled connector #1	PV18C PV18C
B200		
1980-75	Driver's Side, Use connector #4 Passenger's Side, Use connector #4	PV16C PV16C
B200 Van		
1974	Driver's Side, Use connector #4 Passenger's Side, Use connector #4	PV16C PV16C
B250		
1994-81	Driver's Side, Use connector #4 Passenger's Side, Use connector #4	PV16C PV16C
B2500		
1997-95	Driver's Side, Use connector #4 Passenger's Side, Use connector #4	PV18C PV18C
1998	Driver's Side, Use preinstalled connector #1 Passenger's Side, Use preinstalled connector #1	PV18C PV18C
B300		
1980-75	Driver's Side, Use connector #4 Passenger's Side, Use connector #4	PV16C PV16C
B300 Van		
1974	Driver's Side, Use connector #4 Passenger's Side, Use connector #4	PV16C PV16C
B350		
1994-81	Driver's Side, Use connector #4 Passenger's Side, Use connector #4	PV16C PV16C
B3500		
1997-95	Driver's Side, Use connector #4 Passenger's Side, Use connector #4	PV18C PV18C


*13 Remove plastic guide from wiper arm
*20 Wiper blade slightly shorter than original part


		Perfect View
1998	Driver's Side, Use preinstalled connector #1 Passenger's Side, Use preinstalled connector #1	PV18C PV18C
CB300		
1980-74	Driver's Side, Use connector #4 Passenger's Side, Use connector #4	PV16C PV16C
Caliber		
2012-07	Driver's Side, Use preinstalled connector #1 Passenger's Side, Use preinstalled connector #1	PV24C PV17C
Caravan		
1989-84	Driver's Side, Use connector #4 Passenger's Side, Use connector #4	PV18C PV18C
1993-90	Driver's Side, Use preinstalled connector #1	PV18C
1994-90	Passenger's Side, Use preinstalled connector #1	PV18C
1995	Passenger's Side, Use preinstalled connector #1	PV22C
1995-94	Driver's Side, Use preinstalled connector #1	PV22C
2007-96	Driver's Side, Use preinstalled connector #1 Passenger's Side, Use preinstalled connector #1	PV28C PV28C
Challenger		
1974	Driver's Side, Use connector #4 Passenger's Side, Use connector #4	PV16C PV16C
1983-78	Driver's Side, Use connector #4 Passenger's Side, Use connector #4	PV17C PV17C
2023-08	Driver's Side, Use preinstalled connector #1 Passenger's Side, Use preinstalled connector #1	PV22C PV22C
Charger		
1978-74	Driver's Side, Use connector #4 Passenger's Side, Use connector #4	PV16C PV16C
1987-83	Driver's Side, Use preinstalled connector #1 Passenger's Side, Use preinstalled connector #1	PV16C PV16C
2010-06	Driver's Side, Use preinstalled connector #1 Passenger's Side, Use preinstalled connector #1	PV22C PV22C
2023-11	Driver's Side, Use preinstalled connector #1 Passenger's Side, Use preinstalled connector #1	PV24C PV21C
Colt		
1990-85	Wagon Rear	PVR131
1990-89	Hatchback Rear	PVR131
1992-91	Passenger's Side, Use preinstalled connector #1	PV16C
1995-91	Driver's Side, Use preinstalled connector #1	PV20C

		Perfect View
1995-93	Passenger's Side, Use preinstalled connector #1	PV19C
Coronet		
1976-74	Driver's Side, Use connector #4 Passenger's Side, Use connector #4	PV18C PV18C
D100		
1989-88	Driver's Side, Use connector #4 Passenger's Side, Use connector #4	PV18C PV18C
D150		
1993-88	Driver's Side, Use connector #4 Passenger's Side, Use connector #4	PV18C PV18C
D250		
1993-88	Driver's Side, Use connector #4 Passenger's Side, Use connector #4	PV18C PV18C
D350		
1993-88	Driver's Side, Use connector #4 Passenger's Side, Use connector #4	PV18C PV18C
Dakota		
1996-87	Driver's Side, Use connector #4 Passenger's Side, Use connector #4	PV18C PV18C
2000-97	Driver's Side, Use preinstalled connector #1	PV20C
2010-01	Driver's Side, Use preinstalled connector #1	PV21C
2010-97	Passenger's Side, Use preinstalled connector #1	PV20C
Dart		
1973-70	Driver's Side, Use preinstalled connector #1 Passenger's Side, Use preinstalled connector #1	PV15C PV15C
1976-71	Hardtop, Sedan Driver's Side, Use preinstalled connector #1	PV15C PV16C
	Coupe Driver's Side, Use preinstalled connector #1	PV16C
2016-13	Hardtop, Sedan Passenger's Side, Use preinstalled connector #1	PV15C PV16C
	Coupe Passenger's Side, Use preinstalled connector #1	PV16C
2016-13	Driver's Side, Use preinstalled connector #1 Passenger's Side, Use preinstalled connector #1	PV26C PV18C
Daytona		
1993-84	Driver's Side, Use connector #4 Passenger's Side, Use connector #4	PV18C PV18C
Diplomat		
1989-77	Driver's Side, Use connector #4 Passenger's Side, Use connector #4	PV18C PV18C
Durango		
2000-98	Driver's Side, Use preinstalled connector #1	PV20C


*13 Remove plastic guide from wiper arm

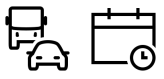
*20 Wiper blade slightly shorter than original part

		Perfect View
2001-98	Passenger's Side, Use preinstalled connector #1	PV20C
2003-01	Driver's Side, Use preinstalled connector #1	PV21C
2009-04	Driver's Side, Use preinstalled connector #1	PV26C
	Rear	PVR14C
2025-02	Passenger's Side, Use preinstalled connector #1	PV21C
2025-11	Driver's Side, Use preinstalled connector #1	PV22C
	Rear	PVRC12
Dynasty		
1993-88	Driver's Side, Use connector #4	PV18C
	Passenger's Side, Use connector #4	PV18C
Grand Caravan		
1989-87	Driver's Side, Use connector #4	PV18C
	Passenger's Side, Use connector #4	PV18C
1993-90	Driver's Side, Use preinstalled connector #1	PV18C
1994-90	Passenger's Side, Use preinstalled connector #1	PV18C
1995	Passenger's Side, Use preinstalled connector #1	PV22C
1995-94	Driver's Side, Use preinstalled connector #1	PV22C
2007-96	Driver's Side, Use preinstalled connector #1	PV28C
	Passenger's Side, Use preinstalled connector #1	PV28C
2020-08	Driver's Side, Use preinstalled connector #1	PV26C
	Passenger's Side, Use preinstalled connector #1	PV20C
Hornet		
2024-23	Driver's Side, Use connector #2	PV26C
	Passenger's Side, Use connector #2	PV20C
Intrepid		
2004-93	Driver's Side, Use preinstalled connector #1	PV24C
	Passenger's Side, Use preinstalled connector #1	PV22C
Journey		
2020-09	Driver's Side, Use preinstalled connector #1	PV24C
	Passenger's Side, Use preinstalled connector #1	PV19C
	Rear	PVRC12
Lancer		
1989-85	Driver's Side, Use connector #4	PV18C
	Passenger's Side, Use connector #4	PV18C
M300		
1974	Driver's Side, Use connector #4	PV18C
	Passenger's Side, Use connector #4	PV18C
M350		
1974	Driver's Side, Use connector #4	PV18C
	Passenger's Side, Use connector #4	PV18C

		Perfect View
MB300		
1974	Driver's Side, Use connector #4	PV18C
	Passenger's Side, Use connector #4	PV18C
Magnum		
1979-78	Driver's Side, Use connector #4	PV18C
	Passenger's Side, Use connector #4	PV18C
2008-05	Driver's Side, Use preinstalled connector #1	PV22C
	Passenger's Side, Use preinstalled connector #1	PV22C
	Rear	PVRC10
Mini Ram		
1988-84	Driver's Side, Use connector #4	PV18C
	Passenger's Side, Use connector #4	PV18C
Mirada		
1983-80	Driver's Side, Use connector #4	PV18C
	Passenger's Side, Use connector #4	PV18C
Monaco		
1978-74	Driver's Side, Use connector #4	PV18C
	Passenger's Side, Use connector #4	PV18C
1992-90	Driver's Side, Use connector #4	PV20C
	Passenger's Side, Use connector #4	PV20C
Neon		
1998-95	Driver's Side, Use preinstalled connector #1	PV21C
	Passenger's Side, Use preinstalled connector #1	PV18C
2005-99	Driver's Side, Use preinstalled connector #1	PV22C
	Passenger's Side, Use preinstalled connector #1	PV19C
Nitro		
2008-07	Rear	PVRC10
2011-07	Driver's Side, Use preinstalled connector #1	PV19C
	Passenger's Side, Use preinstalled connector #1	PV19C
2011-09	Rear	PVR10A
P200 Van		
1974	Driver's Side, Use connector #4	PV16C
	Passenger's Side, Use connector #4	PV16C
P300 Van		
1974	Driver's Side, Use connector #4	PV16C
	Passenger's Side, Use connector #4	PV16C
Power Ram 50		
1986-83	Driver's Side, Use preinstalled connector #1	PV16C
	Passenger's Side, Use preinstalled connector #1	PV16C
R300		


*13 Remove plastic guide from wiper arm
 *20 Wiper blade slightly shorter than original part


		Perfect View
1974	Driver's Side, Use connector #4	PV16C
	Passenger's Side, Use connector #4	PV16C
RD200		
1980-78	Driver's Side, Use connector #4	PV18C
	Passenger's Side, Use connector #4	PV18C
RM300		
1974	Driver's Side, Use connector #4	PV18C
	Passenger's Side, Use connector #4	PV18C
RM350		
1974	Driver's Side, Use connector #4	PV18C
	Passenger's Side, Use connector #4	PV18C
Ram 1500		
2001-94	Driver's Side, Use preinstalled connector #1	PV20C
	Passenger's Side, Use preinstalled connector #1	PV20C
2008-02	Driver's Side, Use preinstalled connector #1	PV24C
	Passenger's Side, Use preinstalled connector #1	PV24C
2010-09	Driver's Side, Use preinstalled connector #1	PV22C
	Passenger's Side, Use preinstalled connector #1	PV22C
Ram 1500 Van		
2003-99	Driver's Side, Use preinstalled connector #1	PV19C
	Passenger's Side, Use preinstalled connector #1	PV19C
Ram 2500		
2002-94	Driver's Side, Use preinstalled connector #1	PV20C
	Passenger's Side, Use preinstalled connector #1	PV20C
2009-03	Driver's Side, Use preinstalled connector #1	PV24C
	Passenger's Side, Use preinstalled connector #1	PV24C
2010	Driver's Side, Use preinstalled connector #1	PV22C
	Passenger's Side, Use preinstalled connector #1	PV22C
Ram 2500 Van		
2003-99	Driver's Side, Use preinstalled connector #1	PV19C
	Passenger's Side, Use preinstalled connector #1	PV19C
Ram 3500		
2002-94	Driver's Side, Use preinstalled connector #1	PV20C
	Passenger's Side, Use preinstalled connector #1	PV20C
2009-03	Driver's Side, Use preinstalled connector #1	PV24C
	Passenger's Side, Use preinstalled connector #1	PV24C
2010	Driver's Side, Use preinstalled connector #1	PV22C
	Passenger's Side, Use preinstalled connector #1	PV22C
Ram 3500 Van		

		Perfect View
2003-99	Driver's Side, Use preinstalled connector #1	PV19C
	Passenger's Side, Use preinstalled connector #1	PV19C
Ram 4500		
2009-08	Driver's Side, Use preinstalled connector #1	PV24C
	Passenger's Side, Use preinstalled connector #1	PV24C
2010	Driver's Side, Use preinstalled connector #1	PV22C
	Passenger's Side, Use preinstalled connector #1	PV22C
Ram 50		
1986-83	Driver's Side, Use connector #4	PV16C
	Passenger's Side, Use connector #4	PV16C
Ram 5500		
2009-08	Driver's Side, Use preinstalled connector #1	PV24C
	Passenger's Side, Use preinstalled connector #1	PV24C
2010	Driver's Side, Use preinstalled connector #1	PV22C
	Passenger's Side, Use preinstalled connector #1	PV22C
Ramcharger		
1993-88	Driver's Side, Use connector #4	PV18C
	Passenger's Side, Use connector #4	PV18C
Rampage		
1984-82	Driver's Side, Use preinstalled connector #1	PV16C
	Passenger's Side, Use preinstalled connector #1	PV16C
Royal Monaco		
1977-75	Driver's Side, Use connector #4	PV18C
	Passenger's Side, Use connector #4	PV18C
SX 2.0		
2003	Sedan Driver's Side, Use preinstalled connector #1	PV22C
	Sedan Passenger's Side, Use preinstalled connector #1	PV19C
2005-04	Driver's Side, Use preinstalled connector #1	PV22C
	Passenger's Side, Use preinstalled connector #1	PV19C
Shadow		
1994-87	Driver's Side, Use connector #4	PV18C
	Passenger's Side, Use connector #4	PV18C
Spirit		
1995-89	Driver's Side, Use connector #4	PV18C
	Passenger's Side, Use connector #4	PV18C
Sprinter 2500		
2006-03	Driver's Side, Use preinstalled connector #1	PV24C
	Passenger's Side, Use preinstalled connector #1	PV21C


*13 Remove plastic guide from wiper arm


*20 Wiper blade slightly shorter than original part

		Perfect View
2009-07	Driver's Side, Use connector #2	PV26C
	Passenger's Side, Use connector #2	PV24C
Sprinter 3500		
2006-03	Driver's Side, Use preinstalled connector #1	PV24C
	Passenger's Side, Use preinstalled connector #1	PV21C
2009-07	Driver's Side, Use connector #2	PV26C
	Passenger's Side, Use connector #2	PV24C
St. Regis		
1981-79	Driver's Side, Use connector #4	PV18C
	Passenger's Side, Use connector #4	PV18C
Stealth		
1996-91	Driver's Side, Use preinstalled connector #1	PV21C
	Passenger's Side, Use preinstalled connector #1	PV20C
Stratus		
2005-02	Sedan Driver's Side, Use preinstalled connector #1	PV22C
	Coupe Driver's Side, Use preinstalled connector #1	PV24C
	Coupe Passenger's Side, Use preinstalled connector #1	PV21C
	Sedan Passenger's Side, Use preinstalled connector #1	PV22C
2006-95	Driver's Side, Use preinstalled connector #1	PV22C
	Passenger's Side, Use preinstalled connector #1	PV22C
Viper		
2017-92	Driver's Side, Use preinstalled connector #1	PV16C
	Passenger's Side, Use preinstalled connector #1	PV16C
W100		
1989-88	Driver's Side, Use connector #4	PV18C
	Passenger's Side, Use connector #4	PV18C
W150		
1993-88	Driver's Side, Use connector #4	PV18C
	Passenger's Side, Use connector #4	PV18C
W250		
1993-88	Driver's Side, Use connector #4	PV18C
	Passenger's Side, Use connector #4	PV18C
W350		
1993-88	Driver's Side, Use connector #4	PV18C
	Passenger's Side, Use connector #4	PV18C
Eagle		
2000 GTX		
1993-91	Driver's Side, Use preinstalled connector #1	PV19C
	Passenger's Side, Use preinstalled connector #1	PV18C
Medallion		



		Perfect View
1989-88	Driver's Side, Use preinstalled connector #1	PV20C
	Passenger's Side, Use preinstalled connector #1	PV20C
Premier		
1992-88	Driver's Side, Use connector #4	PV20C
	Passenger's Side, Use connector #4	PV20C
Summit		
1991	Driver's Side, Use preinstalled connector #1	PV20C
	Passenger's Side, Use preinstalled connector #1	PV16C
1992	Hatchback Driver's Side, Use preinstalled connector #1	PV20C
	Hatchback Passenger's Side, Use preinstalled connector #1	PV16C
1996-92	Sedan Driver's Side, Use preinstalled connector #1	PV20C
	Wagon Driver's Side, Use preinstalled connector #1	PV22C
	Sedan Passenger's Side, Use preinstalled connector #1	PV16C
	Wagon Passenger's Side, Use preinstalled connector #1	PV18C
1996-93	Coupe Driver's Side, Use preinstalled connector #1	PV20C
	Coupe Passenger's Side, Use preinstalled connector #1	PV16C
Talon		
1994-92	Driver's Side, Use preinstalled connector #1	PV20C
	Passenger's Side, Use preinstalled connector #1	PV20C
1998-95	Driver's Side, Use preinstalled connector #1	PV24C
	Passenger's Side, Use preinstalled connector #1	PV22C
Vision		
1997-93	Driver's Side, Use preinstalled connector #1	PV24C
	Passenger's Side, Use preinstalled connector #1	PV22C
Vista		
1990-88	Driver's Side, Use connector #4	PV20C
	Passenger's Side, Use connector #4	PV17C
1992-91	Driver's Side, Use preinstalled connector #1	PV20C
	Passenger's Side, Use preinstalled connector #1	PV17C
Ferrari		
308 GTB		
1985-75	Driver's Side, Use preinstalled connector #1	PV18C
	Passenger's Side, Use preinstalled connector #1	PV18C
308 GTBi		
1982-81	Driver's Side, Use preinstalled connector #1	PV18C
	Passenger's Side, Use preinstalled connector #1	PV18C
308 GTS		
1985-77	Driver's Side, Use preinstalled connector #1	PV18C
	Passenger's Side, Use preinstalled connector #1	PV18C



*13 Remove plastic guide from wiper arm
 *20 Wiper blade slightly shorter than original part

		Perfect View
308 GTSi		
1982-81	Driver's Side, Use preinstalled connector #1	PV18C
	Passenger's Side, Use preinstalled connector #1	PV18C
328 GTB		
1989-85	Driver's Side, Use preinstalled connector #1	PV19C
	Passenger's Side, Use preinstalled connector #1	PV19C
328 GTS		
1989-85	Driver's Side, Use preinstalled connector #1	PV19C
	Passenger's Side, Use preinstalled connector #1	PV19C
348 GTB		
1994-93	Driver's Side, Use preinstalled connector #1	PV20C
	Passenger's Side, Use preinstalled connector #1	PV20C
348 GTS		
1994-93	Driver's Side, Use preinstalled connector #1	PV20C
	Passenger's Side, Use preinstalled connector #1	PV20C
348 Spider		
1995-93	Driver's Side, Use preinstalled connector #1	PV20C
	Passenger's Side, Use preinstalled connector #1	PV20C
348 TB		
1992-90	Driver's Side, Use preinstalled connector #1	PV20C
	Passenger's Side, Use preinstalled connector #1	PV20C
348 TS		
1992-89	Driver's Side, Use preinstalled connector #1	PV20C
	Passenger's Side, Use preinstalled connector #1	PV20C
360		
2005-00	Driver's Side, Use preinstalled connector #1	PV24C
	Passenger's Side, Use preinstalled connector #1	PV20C
365 GT4		
1976-74	Driver's Side, Use preinstalled connector #1	PV18C
	Passenger's Side, Use preinstalled connector #1	PV18C
365 GT4 BB		
1974	Driver's Side, Use preinstalled connector #1	PV18C
	Passenger's Side, Use preinstalled connector #1	PV18C
365 GTB/4		
1974	Driver's Side, Use preinstalled connector #1	PV18C
	Passenger's Side, Use preinstalled connector #1	PV18C
365 GTS/4		
1974	Driver's Side, Use preinstalled connector #1	PV18C
	Passenger's Side, Use preinstalled connector #1	PV18C
Dino 308 GT4		



		Perfect View
1979-74	Driver's Side, Use preinstalled connector #1	PV18C
	Passenger's Side, Use preinstalled connector #1	PV18C
F355 Berlinetta		
1996-94	Driver's Side, Use preinstalled connector #1	PV20C
	Passenger's Side, Use preinstalled connector #1	PV20C
F355 F1		
1998	Driver's Side, Use preinstalled connector #1	PV20C
	Passenger's Side, Use preinstalled connector #1	PV20C
F355 GTS		
1996-94	Driver's Side, Use preinstalled connector #1	PV20C
	Passenger's Side, Use preinstalled connector #1	PV20C
1998-94	Driver's Side, Use preinstalled connector #1	PV20C
	Passenger's Side, Use preinstalled connector #1	PV20C
1998-97	Driver's Side, Use preinstalled connector #1	PV21C
	Passenger's Side, Use preinstalled connector #1	PV21C
F355 Spider		
1999-96	Driver's Side, Use preinstalled connector #1	PV20C
	Passenger's Side, Use preinstalled connector #1	PV20C
GTO		
1987-84	Driver's Side, Use preinstalled connector #1	PV18C
	Passenger's Side, Use preinstalled connector #1	PV18C
Mondial		
1985-83	Driver's Side, Use preinstalled connector #1	PV19C
	Passenger's Side, Use preinstalled connector #1	PV19C
Mondial 3.2		
1988-86	Driver's Side, Use preinstalled connector #1	PV19C
	Passenger's Side, Use preinstalled connector #1	PV19C
Mondial 8		
1985-80	Driver's Side, Use preinstalled connector #1	PV19C
	Passenger's Side, Use preinstalled connector #1	PV19C
Mondial t		
1993-89	Driver's Side, Use preinstalled connector #1	PV20C
	Passenger's Side, Use preinstalled connector #1	PV20C
Superamerica		
2005	Driver's Side, Use preinstalled connector #1	PV20C
	Passenger's Side, Use preinstalled connector #1	PV20C
Testarossa		
1988-85	Driver's Side, Use preinstalled connector #1	PV19C
	Passenger's Side, Use preinstalled connector #1	PV19C
1991-89	Driver's Side, Use preinstalled connector #1	PV20C
	Passenger's Side, Use preinstalled connector #1	PV20C
Fiat		
124		



*13 Remove plastic guide from wiper arm
 *20 Wiper blade slightly shorter than original part

 		Perfect View
1983-74	Driver's Side, Use preinstalled connector #1	PV13C
	Passenger's Side, Use preinstalled connector #1	PV13C
124 Spider		
2020-17	Driver's Side, Use preinstalled connector #1	PV18C
	Passenger's Side, Use preinstalled connector #1	PV18C
128		
1979-74	Driver's Side, Use preinstalled connector #1	PV15C
	Passenger's Side, Use preinstalled connector #1	PV15C
131		
1978-75	Driver's Side, Use preinstalled connector #1	PV15C
	Passenger's Side, Use preinstalled connector #1	PV15C
500		
2019-12	Driver's Side, Use preinstalled connector #1	PV24C
	Passenger's Side, Use preinstalled connector #1	PV13C
Hatchback	Rear	PVRC12
500E		
2025-24	Driver's Side, Use connector #2	PV24C
	Passenger's Side, Use connector #2	PV15C
500L		
2020-14	Driver's Side, Use connector #2	PV26C
	Passenger's Side, Use connector #2	PV15C
500X		
2022-16	Driver's Side, Use connector #2	PV26C
	Passenger's Side, Use connector #2	PV13C
Brava		
1981-78	Driver's Side, Use preinstalled connector #1	PV15C
	Passenger's Side, Use preinstalled connector #1	PV15C
Strada		
1980-79	Driver's Side, Use preinstalled connector #1	PV15C
	Passenger's Side, Use preinstalled connector #1	PV15C
1982-81	Driver's Side, Use preinstalled connector #1	PV16C
	Passenger's Side, Use preinstalled connector #1	PV16C
X-1/9		
1983-74	Driver's Side, Use preinstalled connector #1	PV16C
	Passenger's Side, Use preinstalled connector #1	PV16C
Fisker		
Karma		
2012	Driver's Side, Use preinstalled connector #1	PV24C
	Passenger's Side, Use preinstalled connector #1	PV22C
Ford		
Aerostar		


 		Perfect View
1997-95	Driver's Side, Use preinstalled connector #1	PV22C
	Passenger's Side, Use preinstalled connector #1	PV22C
Aspire		
1997-94	Driver's Side, Use preinstalled connector #1	PV20C
	Passenger's Side, Use preinstalled connector #1	PV16C
Bronco		
1979-78	Driver's Side, Use preinstalled connector #1	PV15C
	Passenger's Side, Use preinstalled connector #1	PV15C
1990-87	Rear	PVR131
1993-80	Driver's Side, Use connector #4	PV18C
	Passenger's Side, Use connector #4	PV18C
1996-94	Driver's Side, Use preinstalled connector #1	PV18C
	Passenger's Side, Use preinstalled connector #1	PV18C
2024-21	Driver's Side, Use connector #2	PV17C
	Passenger's Side, Use connector #2	PV17C
Bronco II		
1984	Driver's Side, Use preinstalled connector #1	PV18C
	Passenger's Side, Use preinstalled connector #1	PV18C
1990-85	Driver's Side, Use connector #4	PV18C
	Passenger's Side, Use connector #4	PV18C
1990-87	Rear	PVR131
Bronco Sport		
2024-21	Driver's Side, Use connector #2	PV24C
	Passenger's Side, Use connector #2	PV20C
C-Max		
2018-13	Driver's Side, Use connector #2	PV28C
	Passenger's Side, Use connector #2	PV26C
	Rear	PVRC121
Contour		
2000-95	Driver's Side, Use preinstalled connector #1	PV22C
	Passenger's Side, Use preinstalled connector #1	PV20C
Country Sedan		
1974	Driver's Side, Use preinstalled connector #1	PV18C
	Passenger's Side, Use preinstalled connector #1	PV18C
Country Squire		
1991-74	Driver's Side, Use preinstalled connector #1	PV18C
	Passenger's Side, Use preinstalled connector #1	PV18C
Courier		
1982-74	Driver's Side, Use connector #4	PV13C
	Passenger's Side, Use connector #4	PV13C
Crown Victoria		


*13 Remove plastic guide from wiper arm
*20 Wiper blade slightly shorter than original part

 		Perfect View
2011-94	Driver's Side, Use preinstalled connector #1	PV22C
	Passenger's Side, Use preinstalled connector #1	PV22C
Custom 500		
1977-74	Driver's Side, Use preinstalled connector #1	PV18C
	Passenger's Side, Use preinstalled connector #1	PV18C
E-100 Econoline		
1975-74	Driver's Side, Use preinstalled connector #1	PV18C
	Passenger's Side, Use preinstalled connector #1	PV18C
1980-76	Driver's Side, Use connector #4	PV19C
	Passenger's Side, Use connector #4	PV19C
1983-81	Driver's Side, Use connector #4	PV18C
	Passenger's Side, Use connector #4	PV18C
E-100 Econoline Club Wagon		
1975	Driver's Side, Use preinstalled connector #1	PV18C
	Passenger's Side, Use preinstalled connector #1	PV18C
1980-76	Driver's Side, Use connector #4	PV19C
	Passenger's Side, Use connector #4	PV19C
1983-81	Driver's Side, Use connector #4	PV18C
	Passenger's Side, Use connector #4	PV18C
E-150		
2014-03	Driver's Side, Use preinstalled connector #1	PV20C
	Passenger's Side, Use preinstalled connector #1	PV20C
E-150 Club Wagon		
2005-03	Driver's Side, Use preinstalled connector #1	PV20C
	Passenger's Side, Use preinstalled connector #1	PV20C
E-150 Econoline		
1975	Driver's Side, Use preinstalled connector #1	PV18C
	Passenger's Side, Use preinstalled connector #1	PV18C
1980-76	Driver's Side, Use connector #4	PV19C
	Passenger's Side, Use connector #4	PV19C
1991-81	Driver's Side, Use connector #4	PV18C
	Passenger's Side, Use connector #4	PV18C
1997-94	Driver's Side, Use preinstalled connector #1	PV22C
	Passenger's Side, Use preinstalled connector #1	PV22C
2002-98	Driver's Side, Use preinstalled connector #1	PV20C
	Passenger's Side, Use preinstalled connector #1	PV20C
E-150 Econoline Club Wagon		


 		Perfect View
1975	Driver's Side, Use preinstalled connector #1	PV18C
	Passenger's Side, Use preinstalled connector #1	PV18C
1980-76	Driver's Side, Use connector #4	PV19C
	Passenger's Side, Use connector #4	PV19C
1991-81	Driver's Side, Use connector #4	PV18C
	Passenger's Side, Use connector #4	PV18C
1997-94	Driver's Side, Use preinstalled connector #1	PV22C
	Passenger's Side, Use preinstalled connector #1	PV22C
2002-98	Driver's Side, Use preinstalled connector #1	PV20C
	Passenger's Side, Use preinstalled connector #1	PV20C
E-200 Econoline		
1974	Driver's Side, Use preinstalled connector #1	PV18C
	Passenger's Side, Use preinstalled connector #1	PV18C
E-250		
2014-03	Driver's Side, Use preinstalled connector #1	PV20C
	Passenger's Side, Use preinstalled connector #1	PV20C
E-250 Econoline		
1975	Driver's Side, Use preinstalled connector #1	PV18C
	Passenger's Side, Use preinstalled connector #1	PV18C
1980-76	Driver's Side, Use connector #4	PV19C
	Passenger's Side, Use connector #4	PV19C
1991-81	Driver's Side, Use connector #4	PV18C
	Passenger's Side, Use connector #4	PV18C
1997-94	Driver's Side, Use preinstalled connector #1	PV22C
	Passenger's Side, Use preinstalled connector #1	PV22C
2002-98	Driver's Side, Use preinstalled connector #1	PV20C
	Passenger's Side, Use preinstalled connector #1	PV20C
E-250 Econoline Club Wagon		
1975	Driver's Side, Use preinstalled connector #1	PV18C
	Passenger's Side, Use preinstalled connector #1	PV18C
1980-76	Driver's Side, Use connector #4	PV19C
	Passenger's Side, Use connector #4	PV19C
1991-81	Driver's Side, Use connector #4	PV18C
	Passenger's Side, Use connector #4	PV18C
E-300 Econoline		
1974	Driver's Side, Use preinstalled connector #1	PV18C
	Passenger's Side, Use preinstalled connector #1	PV18C


*13 Remove plastic guide from wiper arm
 *20 Wiper blade slightly shorter than original part

		Perfect View
E-350 Club Wagon		
2005-03	Driver's Side, Use preinstalled connector #1	PV20C
	Passenger's Side, Use preinstalled connector #1	PV20C
E-350 Econoline		
1975	Driver's Side, Use preinstalled connector #1	PV18C
	Passenger's Side, Use preinstalled connector #1	PV18C
1980-76	Driver's Side, Use connector #4	PV19C
	Passenger's Side, Use connector #4	PV19C
1991-81	Driver's Side, Use connector #4	PV18C
	Passenger's Side, Use connector #4	PV18C
1997-94	Driver's Side, Use preinstalled connector #1	PV22C
	Passenger's Side, Use preinstalled connector #1	PV22C
1998	Driver's Side, Use preinstalled connector #1	PV20C
	Passenger's Side, Use preinstalled connector #1	PV20C
E-350 Econoline Club Wagon		
1980-77	Driver's Side, Use connector #4	PV19C
	Passenger's Side, Use connector #4	PV19C
1991-81	Driver's Side, Use connector #4	PV18C
	Passenger's Side, Use connector #4	PV18C
1997-94	Driver's Side, Use preinstalled connector #1	PV22C
	Passenger's Side, Use preinstalled connector #1	PV22C
2002-98	Driver's Side, Use preinstalled connector #1	PV20C
	Passenger's Side, Use preinstalled connector #1	PV20C
E-350 Super Duty		
2024-99	Driver's Side, Use preinstalled connector #1	PV20C
	Passenger's Side, Use preinstalled connector #1	PV20C
E-450 Econoline Super Duty		
2002-00	Driver's Side, Use preinstalled connector #1	PV20C
	Passenger's Side, Use preinstalled connector #1	PV20C
E-450 Super Duty		
2003	Driver's Side, Use preinstalled connector #1	PV20C
	Passenger's Side, Use preinstalled connector #1	PV20C
E-550 Econoline Super Duty		
2002	Driver's Side, Use preinstalled connector #1	PV20C
	Passenger's Side, Use preinstalled connector #1	PV20C
E-550 Super Duty		
2003	Driver's Side, Use preinstalled connector #1	PV20C
	Passenger's Side, Use preinstalled connector #1	PV20C
E-Transit		

		Perfect View
2023-22	Driver's Side, Wiper Blades Slightly Shorter Than the Original	PV28C
	Passenger's Side, Wiper Blades Slightly Shorter Than the Original	PV20C
2024-22	Driver's Side, Use connector #2	PV28C
	Passenger's Side, Use connector #2	PV20C
EXP		
1988-82	Driver's Side, Use connector #4	PV18C
	Passenger's Side, Use connector #4	PV18C
EcoSport		
2019-18	Driver's Side, Use connector #2	PV26C
2022-18	Passenger's Side, Use connector #2	PV24C
	Rear	PVRC11
2022-20	Driver's Side, Use connector #2	PV28C
Econoline Super Duty		
1997-96	Driver's Side, Use preinstalled connector #1	PV22C
	Passenger's Side, Use preinstalled connector #1	PV22C
1999-98	Driver's Side, Use preinstalled connector #1	PV20C
	Passenger's Side, Use preinstalled connector #1	PV20C
Edge		
2014-07	Driver's Side, Use preinstalled connector #1	PV26C
	Passenger's Side, Use preinstalled connector #1	PV20C
2024-15	Rear	PVRC14
	Driver's Side, Use connector #2	PV28C
2024-15	Passenger's Side, Use connector #2	PV28C
	Rear	PVRC15
Elite		
1976-75	Driver's Side, Use connector #4	PV16C
	Passenger's Side, Use connector #4	PV16C
Escape		
2004-01	Driver's Side, Use preinstalled connector #1	PV19C
	Passenger's Side, Use preinstalled connector #1	PV19C
2007-01	Rear	PVR10A
2007-05	Driver's Side, Use preinstalled connector #1	PV20C
	Passenger's Side, Use preinstalled connector #1	PV18C
2012-08	Driver's Side, Use connector #2	PV20C
	Rear	PVRC121
2019-13	Driver's Side, Use connector #2	PV28C
	Passenger's Side, Use connector #2	PV28C
2025-08	Passenger's Side, Use connector #2	PV20C
2025-13	Rear	PVRC11


*13 Remove plastic guide from wiper arm
 *20 Wiper blade slightly shorter than original part


		Perfect View
2025-20	Driver's Side, Use connector #2	PV24C
Escort		
1990-81	Driver's Side, Use connector #4	PV18C
	Passenger's Side, Use connector #4	PV18C
1991	Rear	PVR131
1996-92	Hatchback Rear	PVR131
1999-92	Wagon Rear	PVR131
2003-94	Driver's Side, Use preinstalled connector #1	PV20C
	Passenger's Side, Use preinstalled connector #1	PV18C
Excursion		
2005-00	Driver's Side, Use preinstalled connector #1	PV20C
	Passenger's Side, Use preinstalled connector #1	PV20C
Expedition		
2007-99	Driver's Side, Use preinstalled connector #1	PV20C
	Passenger's Side, Use preinstalled connector #1	PV20C
2017	Rear, Wiper Blades Slightly Shorter Than the Original	PVRC15
2024-18	Rear	PVRC11
2024-97	Driver's Side, Use preinstalled connector #1	PV22C
	Passenger's Side, Use preinstalled connector #1	PV22C
Explorer		
2001-91	Driver's Side, Use preinstalled connector #1	PV18C
	Passenger's Side, Use preinstalled connector #1	PV18C
2004-02	Driver's Side, Use preinstalled connector #1	PV22C
	Passenger's Side, Use preinstalled connector #1	PV22C
2010-05	Driver's Side, Use preinstalled connector #1	PV20C
	Passenger's Side, Use preinstalled connector #1	PV20C
2010-91	Rear	PVR131
2019-11	Passenger's Side, Use connector #2	PV22C
2025-11	Driver's Side, Use connector #2	PV26C
	Rear	PVRC11
2025-20	Passenger's Side, Use connector #2	PV21C
Explorer Sport		
2003-01	Driver's Side, Use preinstalled connector #1	PV18C
	Passenger's Side, Use preinstalled connector #1	PV18C
Explorer Sport Trac		
2005-01	Driver's Side, Use preinstalled connector #1	PV18C
	Passenger's Side, Use preinstalled connector #1	PV18C
2010-07	Driver's Side, Use preinstalled connector #1	PV20C
	Passenger's Side, Use preinstalled connector #1	PV20C
F-100		

		Perfect View	
1983-80	Driver's Side, Use connector #4	PV18C	
	Passenger's Side, Use connector #4	PV18C	
F-150			
1993-80	Driver's Side, Use connector #4	PV18C	
	Passenger's Side, Use connector #4	PV18C	
1996-94	Driver's Side, Use preinstalled connector #1	PV18C	
	Passenger's Side, Use preinstalled connector #1	PV18C	
2008-98	Driver's Side, Use preinstalled connector #1	PV20C	
	Passenger's Side, Use preinstalled connector #1	PV20C	
2024-97	Driver's Side, Use preinstalled connector #1	PV22C	
	Passenger's Side, Use preinstalled connector #1	PV22C	
F-150 Heritage			
2004	Driver's Side, Use preinstalled connector #1	PV20C	
	Passenger's Side, Use preinstalled connector #1	PV20C	
F-150 Lightning			
2024-22	Driver's Side, Use preinstalled connector #1	PV22C	
	Passenger's Side, Use preinstalled connector #1	PV22C	
F-250			
1993-80	Driver's Side, Use connector #4	PV18C	
	Passenger's Side, Use connector #4	PV18C	
1996-94	Driver's Side, Use preinstalled connector #1	PV18C	
	Passenger's Side, Use preinstalled connector #1	PV18C	
1997	Driver's Side, Use preinstalled connector #1	PV22C	
	Passenger's Side, Use preinstalled connector #1	PV22C	
1999-98	Driver's Side, Use preinstalled connector #1	PV20C	
	Passenger's Side, Use preinstalled connector #1	PV20C	
F-250 HD			
1997	Driver's Side, Use preinstalled connector #1	PV18C	
	Passenger's Side, Use preinstalled connector #1	PV18C	
F-250 Super Duty			
2008-99	Driver's Side, Use preinstalled connector #1	PV20C	
	Passenger's Side, Use preinstalled connector #1	PV20C	
2024-09	Driver's Side, Use preinstalled connector #1	PV22C	
	Passenger's Side, Use preinstalled connector #1	PV22C	
F-350			
1974	Standard Cab Pickup	Driver's Side, Use preinstalled connector #1	PV15C
	Standard Cab Pickup	Passenger's Side, Use preinstalled connector #1	PV15C



*13 Remove plastic guide from wiper arm



*20 Wiper blade slightly shorter than original part

		Perfect View
1979-75	Driver's Side, Use preinstalled connector #1	PV15C
	Passenger's Side, Use preinstalled connector #1	PV15C
1993-80	Driver's Side, Use connector #4	PV18C
	Passenger's Side, Use connector #4	PV18C
1997-94	Driver's Side, Use preinstalled connector #1	PV18C
	Passenger's Side, Use preinstalled connector #1	PV18C
F-350 Super Duty		
2008-99	Driver's Side, Use preinstalled connector #1	PV20C
	Passenger's Side, Use preinstalled connector #1	PV20C
2024-09	Driver's Side, Use preinstalled connector #1	PV22C
	Passenger's Side, Use preinstalled connector #1	PV22C
F-450 Super Duty		
2008-99	Driver's Side, Use preinstalled connector #1	PV20C
	Passenger's Side, Use preinstalled connector #1	PV20C
2023-19	Cab & Chassis - Conventional, Cab & Chassis - Crew Cab, Cab & Chassis - Extended Cab	Driver's Side, Use preinstalled connector #1
		PV22C
2023-19	Cab & Chassis - Conventional, Cab & Chassis - Crew Cab, Cab & Chassis - Extended Cab	Passenger's Side, Use preinstalled connector #1
		PV22C
2024-09	Driver's Side, Use preinstalled connector #1	PV22C
	Passenger's Side, Use preinstalled connector #1	PV22C
F-500		
1977-75	Driver's Side, Use preinstalled connector #1	PV15C
	Passenger's Side, Use preinstalled connector #1	PV15C
F-53 Motorhome Chassis		
1993-88	Driver's Side, Use connector #4	PV18C
	Passenger's Side, Use connector #4	PV18C
1997-94	Driver's Side, Use preinstalled connector #1	PV18C
	Passenger's Side, Use preinstalled connector #1	PV18C
2008-99	Driver's Side, Use preinstalled connector #1	PV20C
	Passenger's Side, Use preinstalled connector #1	PV20C
2016-09	Driver's Side, Use preinstalled connector #1	PV22C
	Passenger's Side, Use preinstalled connector #1	PV22C

		Perfect View
F-550 Super Duty		
2008-99	Driver's Side, Use preinstalled connector #1	PV20C
	Passenger's Side, Use preinstalled connector #1	PV20C
2024-09	Driver's Side, Use preinstalled connector #1	PV22C
	Passenger's Side, Use preinstalled connector #1	PV22C
F-59 Commercial Stripped Chassis		
1993-88	Driver's Side, Use connector #4	PV18C
	Passenger's Side, Use connector #4	PV18C
1997-94	Driver's Side, Use preinstalled connector #1	PV18C
	Passenger's Side, Use preinstalled connector #1	PV18C
2021-11	Driver's Side, Use preinstalled connector #1	PV22C
	Passenger's Side, Use preinstalled connector #1	PV22C
F-Super Duty		
1993-88	Driver's Side, Use connector #4	PV18C
	Passenger's Side, Use connector #4	PV18C
1996-94	Driver's Side, Use preinstalled connector #1	PV18C
	Passenger's Side, Use preinstalled connector #1	PV18C
1997	Driver's Side, Use preinstalled connector #1	PV22C
	Passenger's Side, Use preinstalled connector #1	PV22C
Fairmont		
1983-78	Driver's Side, Use connector #4	PV16C
	Passenger's Side, Use connector #4	PV16C
Festiva		
1993-88	Driver's Side, Use preinstalled connector #1	PV18C
	Passenger's Side, Use preinstalled connector #1	PV18C
Fiesta		
2019-11	Driver's Side, Use connector #2	PV24C
	Passenger's Side, Use connector #2	PV15C
	Hatchback Rear	PVRC121
Five Hundred		
2006-05	Driver's Side, Use preinstalled connector #1	PV24C
	Passenger's Side, Use preinstalled connector #1	PV20C
2007	Driver's Side, Use connector #2	PV24C
	Passenger's Side, Use connector #2	PV20C
Flex		
2019-09	Driver's Side, Use preinstalled connector #1	PV24C
	Passenger's Side, Use preinstalled connector #1	PV22C
	Rear	PVRC121
Focus		


*13 Remove plastic guide from wiper arm
 *20 Wiper blade slightly shorter than original part


 		Perfect View
2009-00	Driver's Side, Use preinstalled connector #1 Passenger's Side, Use preinstalled connector #1	PV22C PV19C
2010	Coupe Driver's Side, Use preinstalled connector #1	PV22C
	Coupe Passenger's Side, Use preinstalled connector #1	PV19C
2011-10	Sedan Driver's Side, Use preinstalled connector #1	PV22C
	Sedan Passenger's Side, Use preinstalled connector #1	PV19C
2018-12	Driver's Side, Use connector #2	PV28C
	Passenger's Side, Use connector #2 Hatchback Rear	PV28C PVRC121
Freestar		
2007-04	Driver's Side, Use preinstalled connector #1	PV24C
	Passenger's Side, Use preinstalled connector #1	PV20C
Freestyle		
2006-05	Driver's Side, Use preinstalled connector #1	PV24C
	Passenger's Side, Use preinstalled connector #1	PV20C
2007	Driver's Side, Use connector #2	PV24C
	Passenger's Side, Use connector #2	PV20C
2007-05	Rear	PVR131
Fusion		
2012-06	Driver's Side, Use preinstalled connector #1	PV24C
	Passenger's Side, Use preinstalled connector #1	PV19C
2020-13	Driver's Side, Use connector #2	PV28C
	Passenger's Side, Use connector #2	PV26C
GT		
2006-05	Driver's Side, Use preinstalled connector #1	PV24C
	Passenger's Side, Use preinstalled connector #1	PV24C
Galaxie 500		
1974	Driver's Side, Use preinstalled connector #1	PV18C
	Passenger's Side, Use preinstalled connector #1	PV18C
Gran Torino		
1976-74	Driver's Side, Use connector #4	PV16C
	Passenger's Side, Use connector #4	PV16C
Granada		
1982-75	Driver's Side, Use connector #4	PV16C
	Passenger's Side, Use connector #4	PV16C
LTD		
1986-74	Driver's Side, Use connector #4	PV18C
	Passenger's Side, Use connector #4	PV18C
LTD Crown Victoria		

 		Perfect View
1991-87	Driver's Side, Use connector #4	PV18C
	Passenger's Side, Use connector #4	PV18C
LTD II		
1979-77	Driver's Side, Use connector #4	PV16C
	Passenger's Side, Use connector #4	PV16C
M-450		
1974	Driver's Side, Use preinstalled connector #1	PV16C
	Passenger's Side, Use preinstalled connector #1	PV16C
Maverick		
1977-74	Driver's Side, Use preinstalled connector #1	PV16C
	Passenger's Side, Use preinstalled connector #1	PV16C
2025-22	Passenger's Side, Use connector #4	PV21C
2025-24	Driver's Side, Use connector #4	PV22C
Mustang		
1993-79	Driver's Side, Use connector #4	PV16C
	Passenger's Side, Use connector #4	PV16C
2004-94	Driver's Side, Use preinstalled connector #1	PV20C
2009-05	Driver's Side, Use preinstalled connector #1	PV22C
2009-94	Passenger's Side, Use preinstalled connector #1	PV20C
	Driver's Side, Use connector #2	PV22C
2024-10	Passenger's Side, Use connector #2	PV20C
Mustang II		
1978-74	Driver's Side, Use connector #4	PV18C
	Passenger's Side, Use connector #4	PV18C
Mustang Mach-E		
2024-21	Driver's Side, Use connector #2	PV24C
	Passenger's Side, Use connector #2	PV20C
P-350		
1976-74	Driver's Side, Use connector #4	PV18C
	Passenger's Side, Use connector #4	PV18C
P-400		
1976-75	Driver's Side, Use connector #4	PV18C
	Passenger's Side, Use connector #4	PV18C
P-500		
1977-75	Driver's Side, Use connector #4	PV18C
	Passenger's Side, Use connector #4	PV18C
Pinto		
1977-74	Driver's Side, Use preinstalled connector #1	PV16C
	Passenger's Side, Use preinstalled connector #1	PV16C


*13 Remove plastic guide from wiper arm


*20 Wiper blade slightly shorter than original part

		Perfect View
1980-78	Driver's Side, Use connector #4	PV16C
	Passenger's Side, Use connector #4	PV16C
Police Interceptor Sedan		
2019-13	Driver's Side, Use connector #2	PV26C
	Passenger's Side, Use connector #2	PV20C
Police Interceptor Utility		
2019-13	Passenger's Side, Use connector #2	PV22C
2024-13	Driver's Side, Use connector #2	PV26C
	Rear	PVRC11
2024-20	Passenger's Side, Use connector #2	PV21C
Police Responder Hybrid		
2020-19	Driver's Side, Use connector #2	PV28C
	Passenger's Side, Use connector #2	PV26C
Probe		
1997-93	Driver's Side, Use preinstalled connector #1	PV20C
	Passenger's Side, Use preinstalled connector #1	PV20C
Ranch Wagon		
1974	Driver's Side, Use preinstalled connector #1	PV18C
	Passenger's Side, Use preinstalled connector #1	PV18C
Ranchero		
1979-74	Driver's Side, Use connector #4	PV16C
	Passenger's Side, Use connector #4	PV16C
Ranger		
1992-83	Driver's Side, Use connector #4	PV18C
	Passenger's Side, Use connector #4	PV18C
2011-93	Driver's Side, Use preinstalled connector #1	PV18C
	Passenger's Side, Use preinstalled connector #1	PV18C
2022-19	Driver's Side, Use preinstalled connector #1	PV26C
	Passenger's Side, Use preinstalled connector #1	PV16C
2024	Driver's Side, Use connector #4	PV24C
SSV Plug-In Hybrid		
2020-19	Driver's Side, Use connector #2	PV28C
	Passenger's Side, Use connector #2	PV26C
Special Service Police Sedan		
2018-14	Driver's Side, Use connector #2	PV26C
	Passenger's Side, Use connector #2	PV20C
Taurus		
1991-86	Driver's Side, Use connector #4	PV20C
	Passenger's Side, Use connector #4	PV20C
1995-92	Driver's Side, Use preinstalled connector #1	PV20C

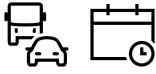
		Perfect View
2007-92	Passenger's Side, Use preinstalled connector #1	PV20C
2007-96	Driver's Side, Use preinstalled connector #1	PV24C
2009-08	Driver's Side, Use connector #2	PV24C
2019-08	Passenger's Side, Use connector #2	PV20C
2019-10	Driver's Side, Use connector #2	PV26C
Taurus X		
2009-08	Driver's Side, Use connector #2	PV24C
	Passenger's Side, Use connector #2	PV20C
	Rear	PVR131
Tempo		
1984	Driver's Side, Use connector #4	PV18C
	Passenger's Side, Use connector #4	PV18C
1985	Driver's Side, Use connector #4	PV19C
	Passenger's Side, Use connector #4	PV19C
1994-86	Driver's Side, Use connector #4	PV20C
	Passenger's Side, Use connector #4	PV20C
Thunderbird		
1982-77	Driver's Side, Use preinstalled connector #1	PV16C
	Passenger's Side, Use preinstalled connector #1	PV16C
1988-74	Driver's Side, Use connector #4	PV18C
	Passenger's Side, Use connector #4	PV18C
1989	Coupe Driver's Side, Use preinstalled connector #1	PV24C
	Coupe Passenger's Side, Use preinstalled connector #1	PV20C
2005-02	Driver's Side, Use preinstalled connector #1	PV24C
	Passenger's Side, Use preinstalled connector #1	PV22C
Torino		
1976-74	Driver's Side, Use connector #4	PV16C
	Passenger's Side, Use connector #4	PV16C
Transit Connect		
2013-10	Driver's Side, Use preinstalled connector #1	PV26C
	Passenger's Side, Use preinstalled connector #1	PV18C
	Rear	PVR131
2019-14	Mini Passenger Van Rear	PVRC14
2023-14	Driver's Side, Use connector #2	PV28C
	Passenger's Side, Use connector #2	PV28C
2023-17	Driver's Side, Wiper Blades Slightly Shorter Than the Original	PV28C
	Passenger's Side, Wiper Blades Slightly Shorter Than the Original	PV28C


*13 Remove plastic guide from wiper arm
*20 Wiper blade slightly shorter than original part

		Perfect View
Transit-150		
	Driver's Side, Use connector #2	PV28C
2024-15	Driver's Side, Wiper Blades Slightly Shorter Than the Original	PV28C
	Passenger's Side, Use connector #2	PV20C
	Passenger's Side, Wiper Blades Slightly Shorter Than the Original	PV20C
Transit-250		
	Driver's Side, Use connector #2	PV28C
2024-15	Driver's Side, Wiper Blades Slightly Shorter Than the Original	PV28C
	Passenger's Side, Use connector #2	PV20C
	Passenger's Side, Wiper Blades Slightly Shorter Than the Original	PV20C
Transit-350		
	Driver's Side, Use connector #2	PV28C
2024-15	Driver's Side, Wiper Blades Slightly Shorter Than the Original	PV28C
	Passenger's Side, Use connector #2	PV20C
	Passenger's Side, Wiper Blades Slightly Shorter Than the Original	PV20C
Transit-350 HD		
	Driver's Side, Use connector #2	PV28C
2024-15	Driver's Side, Wiper Blades Slightly Shorter Than the Original	PV28C
	Passenger's Side, Use connector #2	PV20C
	Passenger's Side, Wiper Blades Slightly Shorter Than the Original	PV20C
Windstar		
1995	Rear	PVR131
2003-95	Driver's Side, Use preinstalled connector #1	PV24C
	Passenger's Side, Use preinstalled connector #1	PV20C
Freightliner		
Sprinter 2500		
2006-02	Driver's Side, Use preinstalled connector #1	PV24C
	Passenger's Side, Use preinstalled connector #1	PV21C
2018-07	Driver's Side, Use connector #2	PV26C
	Passenger's Side, Use connector #2	PV24C
Sprinter 3500		
2006-02	Driver's Side, Use preinstalled connector #1	PV24C
	Passenger's Side, Use preinstalled connector #1	PV21C
2018-07	Driver's Side, Use connector #2	PV26C
	Passenger's Side, Use connector #2	PV24C


		Perfect View
Sprinter 3500XD		
2018	Driver's Side, Use connector #2	PV26C
	Passenger's Side, Use connector #2	PV24C
GMC		
Acadia		
2016-07	Driver's Side, Use connector #2	PV24C
	Passenger's Side, Use connector #2	PV21C
2023-17	Driver's Side, Use preinstalled connector #1	PV24C
	Passenger's Side, Use preinstalled connector #1	PV20C
	Rear	PVR10A
Acadia Limited		
2017	Driver's Side, Use connector #2	PV24C
	Passenger's Side, Use connector #2	PV21C
	Rear	PVR10A
C1500		
1994-88	Driver's Side, Use connector #4	PV18C
	Passenger's Side, Use connector #4	PV18C
1999-95	Driver's Side, Use preinstalled connector #1	PV18C
	Passenger's Side, Use preinstalled connector #1	PV18C
C1500 Suburban		
1994-92	Driver's Side, Use connector #4	PV18C
	Passenger's Side, Use connector #4	PV18C
1999-95	Driver's Side, Use preinstalled connector #1	PV18C
	Passenger's Side, Use preinstalled connector #1	PV18C
	Rear	PVR131
C2500		
1994-88	Driver's Side, Use connector #4	PV18C
	Passenger's Side, Use connector #4	PV18C
2000-95	Driver's Side, Use preinstalled connector #1	PV18C
	Passenger's Side, Use preinstalled connector #1	PV18C
	Rear	PVR131
C2500 Suburban		
1994-92	Driver's Side, Use connector #4	PV18C
	Passenger's Side, Use connector #4	PV18C
1999-95	Driver's Side, Use preinstalled connector #1	PV18C
	Passenger's Side, Use preinstalled connector #1	PV18C
	Rear	PVR131
C3500		
1994-88	Driver's Side, Use connector #4	PV18C
	Passenger's Side, Use connector #4	PV18C
2000-95	Driver's Side, Use preinstalled connector #1	PV18C
	Passenger's Side, Use preinstalled connector #1	PV18C


*13 Remove plastic guide from wiper arm
 *20 Wiper blade slightly shorter than original part

		Perfect View
C3500HD		
1994-91	Driver's Side, Use connector #4	PV18C
	Passenger's Side, Use connector #4	PV18C
2002-95	Driver's Side, Use preinstalled connector #1	PV18C
	Passenger's Side, Use preinstalled connector #1	PV18C
Caballero		
1987-78	Driver's Side, Use connector #4	PV18C
	Passenger's Side, Use connector #4	PV18C
Canyon		
2012-04	Passenger's Side, Use preinstalled connector #1	PV19C
2018-15	Driver's Side, Use connector #2	PV22C
	Passenger's Side, Use connector #2	PV18C
2024-04	Driver's Side, Use preinstalled connector #1	PV22C
2024-18	Passenger's Side, Use preinstalled connector #1	PV18C
Envoy		
2009-02	Driver's Side, Use preinstalled connector #1	PV22C
	Passenger's Side, Use preinstalled connector #1	PV22C
2009-07	Rear	PVRC121
Envoy XL		
2006-02	Driver's Side, Use preinstalled connector #1	PV22C
	Passenger's Side, Use preinstalled connector #1	PV22C
Envoy XUV		
2005-04	Driver's Side, Use preinstalled connector #1	PV22C
	Passenger's Side, Use preinstalled connector #1	PV22C
	Rear	PVRC121
G15		
1978-75	Driver's Side, Use connector #4	PV16C
	Passenger's Side, Use connector #4	PV16C
G15/G1500 Van		
1974	Driver's Side, Use connector #4	PV16C
	Passenger's Side, Use connector #4	PV16C
G1500		
1992-79	Driver's Side, Use connector #4	PV16C
	Passenger's Side, Use connector #4	PV16C
1995-93	Driver's Side, Use connector #4	PV18C
	Passenger's Side, Use connector #4	PV18C
G25		
1978-75	Driver's Side, Use connector #4	PV16C
	Passenger's Side, Use connector #4	PV16C
G25/G2500 Van		

		Perfect View
1974	Driver's Side, Use connector #4	PV16C
	Passenger's Side, Use connector #4	PV16C
G2500		
1992-79	Driver's Side, Use connector #4	PV16C
	Passenger's Side, Use connector #4	PV16C
1995-93	Driver's Side, Use connector #4	PV18C
	Passenger's Side, Use connector #4	PV18C
G35		
1978-75	Driver's Side, Use connector #4	PV16C
	Passenger's Side, Use connector #4	PV16C
G35/G3500 Van		
1974	Driver's Side, Use connector #4	PV16C
	Passenger's Side, Use connector #4	PV16C
G3500		
1992-79	Driver's Side, Use connector #4	PV16C
	Passenger's Side, Use connector #4	PV16C
1995-93	Driver's Side, Use connector #4	PV18C
	Passenger's Side, Use connector #4	PV18C
1996	Driver's Side, Use connector #4	PV22C
	Passenger's Side, Use connector #4	PV22C
Jimmy		
1994-88	Driver's Side, Use connector #4	PV18C
	Passenger's Side, Use connector #4	PV18C
2004-88	Rear	PVR131
2005-95	Driver's Side, Use preinstalled connector #1	PV20C
	Passenger's Side, Use preinstalled connector #1	PV20C
K1500		
1994-88	Driver's Side, Use connector #4	PV18C
	Passenger's Side, Use connector #4	PV18C
1999-95	Driver's Side, Use preinstalled connector #1	PV18C
	Passenger's Side, Use preinstalled connector #1	PV18C
K1500 Suburban		
1994-92	Driver's Side, Use connector #4	PV18C
	Passenger's Side, Use connector #4	PV18C
1999-95	Driver's Side, Use preinstalled connector #1	PV18C
	Passenger's Side, Use preinstalled connector #1	PV18C
1999-95	Driver's Side, Use preinstalled connector #1	PV18C
	Rear	PVR131
K2500		



*13 Remove plastic guide from wiper arm
 *20 Wiper blade slightly shorter than original part



		Perfect View
1994-88	Driver's Side, Use connector #4	PV18C
	Passenger's Side, Use connector #4	PV18C
2000-95	Driver's Side, Use preinstalled connector #1	PV18C
	Passenger's Side, Use preinstalled connector #1	PV18C
K2500 Suburban		
1994-92	Driver's Side, Use connector #4	PV18C
	Passenger's Side, Use connector #4	PV18C
1999-95	Driver's Side, Use preinstalled connector #1	PV18C
	Passenger's Side, Use preinstalled connector #1	PV18C
	Rear	PVR131
K3500		
1994-88	Driver's Side, Use connector #4	PV18C
	Passenger's Side, Use connector #4	PV18C
2000-95	Driver's Side, Use preinstalled connector #1	PV18C
	Passenger's Side, Use preinstalled connector #1	PV18C
P15		
1978-75	Step Van - Van, Stripped Chassis Driver's Side, Use preinstalled connector #1	PV16C
	Step Van - Van, Stripped Chassis Passenger's Side, Use preinstalled connector #1	PV16C
P15/P1500 Van		
1974	Driver's Side, Use preinstalled connector #1	PV16C
	Passenger's Side, Use preinstalled connector #1	PV16C
P1500		
1980-79	Step Van - Van, Stripped Chassis Driver's Side, Use preinstalled connector #1	PV16C
	Step Van - Van, Stripped Chassis Passenger's Side, Use preinstalled connector #1	PV16C
P25		
1978-75	Step Van - Van, Stripped Chassis Driver's Side, Use preinstalled connector #1	PV16C
	Step Van - Van, Stripped Chassis Passenger's Side, Use preinstalled connector #1	PV16C
P25/P2500 Van		
1974	Driver's Side, Use preinstalled connector #1	PV16C
	Passenger's Side, Use preinstalled connector #1	PV16C
P2500		

		Perfect View
1989-79	Step Van - Van, Stripped Chassis Driver's Side, Use preinstalled connector #1	PV16C
	Step Van - Van, Stripped Chassis Passenger's Side, Use preinstalled connector #1	PV16C
P35		
1978-75	Step Van - Van, Stripped Chassis Driver's Side, Use preinstalled connector #1	PV16C
	Step Van - Van, Stripped Chassis Passenger's Side, Use preinstalled connector #1	PV16C
P35/P3500 Van		
1974	Driver's Side, Use preinstalled connector #1	PV16C
	Passenger's Side, Use preinstalled connector #1	PV16C
P3500		
1990-79	Step Van - Van, Stripped Chassis Driver's Side, Use preinstalled connector #1	PV16C
	Step Van - Van, Stripped Chassis Passenger's Side, Use preinstalled connector #1	PV16C
1999-91	Driver's Side, Use preinstalled connector #1	PV18C
	Passenger's Side, Use preinstalled connector #1	PV18C
R1500 Suburban		
1991-88	Driver's Side, Use connector #4	PV18C
	Passenger's Side, Use connector #4	PV18C
R2500		
1989-88	Driver's Side, Use connector #4	PV18C
	Passenger's Side, Use connector #4	PV18C
R2500 Suburban		
1991-88	Driver's Side, Use connector #4	PV18C
	Passenger's Side, Use connector #4	PV18C
R3500		
1991-88	Driver's Side, Use connector #4	PV18C
	Passenger's Side, Use connector #4	PV18C
S15		
1990-82	Driver's Side, Use connector #4	PV16C
	Passenger's Side, Use connector #4	PV16C
S15 Jimmy		
1991-83	Driver's Side, Use connector #4	PV16C
	Passenger's Side, Use connector #4	PV16C
1991-89	Rear	PVR131
Safari		


*13 Remove plastic guide from wiper arm


*20 Wiper blade slightly shorter than original part

 		Perfect View
2003-85	Driver's Side, Use connector #4	PV18C
	Passenger's Side, Use connector #4	PV18C
2005-04	Driver's Side, Use preinstalled connector #1	PV18C
	Passenger's Side, Use preinstalled connector #1	PV18C
2005-93	Rear	PVR131
Savana 1500		
2014-96	Driver's Side, Use preinstalled connector #1	PV22C
	Passenger's Side, Use preinstalled connector #1	PV22C
Savana 2500		
2023-96	Driver's Side, Use preinstalled connector #1	PV22C
	Passenger's Side, Use preinstalled connector #1	PV22C
Savana 3500		
2023-96	Driver's Side, Use preinstalled connector #1	PV22C
	Passenger's Side, Use preinstalled connector #1	PV22C
Savana 4500		
2016-09	Driver's Side, Use preinstalled connector #1	PV22C
	Passenger's Side, Use preinstalled connector #1	PV22C
Sierra 1500		
2013-07	Driver's Side, Use connector #2	PV22C
	Passenger's Side, Use connector #2	PV22C
2018-14	Driver's Side, User connector #2	PV22C
	Passenger's Side, User connector #2	PV22C
2024-99	Driver's Side, Use preinstalled connector #1	PV22C
	Passenger's Side, Use preinstalled connector #1	PV22C
Sierra 1500 Classic		
2007	Driver's Side, Use preinstalled connector #1	PV22C
	Passenger's Side, Use preinstalled connector #1	PV22C
Sierra 1500 HD		
2006-01	Driver's Side, Use preinstalled connector #1	PV22C
	Passenger's Side, Use preinstalled connector #1	PV22C
Sierra 1500 HD Classic		
2007	Driver's Side, Use preinstalled connector #1	PV22C
	Passenger's Side, Use preinstalled connector #1	PV22C
Sierra 1500 Limited		
2019	Driver's Side, User connector #2	PV22C
	Passenger's Side, User connector #2	PV22C
2022	Driver's Side, Use preinstalled connector #1	PV22C
	Passenger's Side, Use preinstalled connector #1	PV22C
Sierra 2500		

 		Perfect View
2004-99	Driver's Side, Use preinstalled connector #1	PV22C
	Passenger's Side, Use preinstalled connector #1	PV22C
Sierra 2500 HD		
2014-07	Driver's Side, Use connector #2	PV22C
	Passenger's Side, Use connector #2	PV22C
2019-15	Driver's Side, User connector #2	PV22C
	Passenger's Side, User connector #2	PV22C
2025-01	Driver's Side, Use preinstalled connector #1	PV22C
	Passenger's Side, Use preinstalled connector #1	PV22C
Sierra 2500 HD Classic		
2007	Driver's Side, Use preinstalled connector #1	PV22C
	Passenger's Side, Use preinstalled connector #1	PV22C
Sierra 3500		
2006-01	Driver's Side, Use preinstalled connector #1	PV22C
	Passenger's Side, Use preinstalled connector #1	PV22C
Sierra 3500 Classic		
2007	Driver's Side, Use preinstalled connector #1	PV22C
	Passenger's Side, Use preinstalled connector #1	PV22C
Sierra 3500 HD		
2014-07	Driver's Side, Use connector #2	PV22C
	Passenger's Side, Use connector #2	PV22C
2019-15	Driver's Side, User connector #2	PV22C
	Passenger's Side, User connector #2	PV22C
2025-20	Driver's Side, Use preinstalled connector #1	PV22C
	Passenger's Side, Use preinstalled connector #1	PV22C
Sierra EV		
2025-24	Driver's Side, Use connector #2	PV22C
	Passenger's Side, Use connector #2	PV22C
Sonoma		
1993-91	Driver's Side, Use connector #4	PV16C
	Passenger's Side, Use connector #4	PV16C
2004-94	Driver's Side, Use preinstalled connector #1	PV20C
	Passenger's Side, Use preinstalled connector #1	PV20C
Sprint		
1977-74	Driver's Side, Use connector #4	PV16C
	Passenger's Side, Use connector #4	PV16C
Syclone		
1991	Driver's Side, Use connector #4	PV16C
	Passenger's Side, Use connector #4	PV16C


*13 Remove plastic guide from wiper arm
 *20 Wiper blade slightly shorter than original part

		Perfect View
Terrain		
2012-10	Rear	PVR131
2017-10	Driver's Side, Use connector #2	PV24C
	Passenger's Side, Use connector #2	PV17C
2024-18	Driver's Side, Use preinstalled connector #1	PV24C
	Passenger's Side, Use preinstalled connector #1	PV18C
Transmode		
1974	Driver's Side, Use connector #4	PV18C
	Passenger's Side, Use connector #4	PV18C
Typhoon		
1993-92	Driver's Side, Use connector #4	PV17C
	Passenger's Side, Use connector #4	PV17C
	Rear	PVR131
V1500 Suburban		
1991-88	Driver's Side, Use connector #4	PV18C
	Passenger's Side, Use connector #4	PV18C
V2500 Suburban		
1991-88	Driver's Side, Use connector #4	PV18C
	Passenger's Side, Use connector #4	PV18C
V3500		
1991-88	Driver's Side, Use connector #4	PV18C
	Passenger's Side, Use connector #4	PV18C
Yukon		
1994-92	Driver's Side, Use connector #4	PV18C
	Passenger's Side, Use connector #4	PV18C
1999-95	Driver's Side, Use preinstalled connector #1	PV18C
	Passenger's Side, Use preinstalled connector #1	PV18C
2014-07	Rear	PVRC121
2020-00	Driver's Side, Use preinstalled connector #1	PV22C
	Passenger's Side, Use preinstalled connector #1	PV22C
2020-95	Rear	PVR131
2024-07	Driver's Side, Use connector #2	PV22C
	Passenger's Side, Use connector #2	PV22C
Yukon XL		
2020-15	Driver's Side, Use preinstalled connector #1	PV22C
	Passenger's Side, Use preinstalled connector #1	PV22C
	Rear	PVR131
2024-21	Driver's Side, Use connector #2	PV22C
	Passenger's Side, Use connector #2	PV22C
Yukon XL 1500		


		Perfect View
2008-07	Driver's Side, Use connector #2	PV22C
	Passenger's Side, Use connector #2	PV22C
2014-00	Driver's Side, Use preinstalled connector #1	PV22C
	Passenger's Side, Use preinstalled connector #1	PV22C
2014-07	Rear	PVRC121
Yukon XL 2500		
2008-07	Driver's Side, Use connector #2	PV22C
	Passenger's Side, Use connector #2	PV22C
2013-00	Driver's Side, Use preinstalled connector #1	PV22C
	Passenger's Side, Use preinstalled connector #1	PV22C
2013-07	Rear	PVRC121
Genesis		
Electrified GV70		
2024-23	Driver's Side, Use preinstalled connector #1	PV26C
	Passenger's Side, Use preinstalled connector #1	PV18C
G70		
2024-19	Driver's Side, Use preinstalled connector #1	PV26C
	Passenger's Side, Use preinstalled connector #1	PV18C
G80		
2024-17	Driver's Side, Use preinstalled connector #1	PV26C
	Passenger's Side, Use preinstalled connector #1	PV16C
G90		
2024-17	Driver's Side, Use preinstalled connector #1	PV26C
	Passenger's Side, Use preinstalled connector #1	PV16C
GV60		
2024-23	Driver's Side, Use preinstalled connector #1	PV26C
	Passenger's Side, Use preinstalled connector #1	PV18C
GV70		
2024-22	Driver's Side, Use preinstalled connector #1	PV26C
	Passenger's Side, Use preinstalled connector #1	PV18C
GV80		
2023-21	Passenger's Side, Use preinstalled connector #1	PV16C
2024	Passenger's Side, Use preinstalled connector #1	PV18C
2024-21	Driver's Side, Use preinstalled connector #1	PV26C
	Rear	PVRC121
Geo		
Metro		
1994-89	Passenger's Side, Use preinstalled connector #1	PV18C
1997-89	Driver's Side, Use preinstalled connector #1	PV20C
1997-95	Passenger's Side, Use preinstalled connector #1	PV19C
Prizm		


*13 Remove plastic guide from wiper arm
 *20 Wiper blade slightly shorter than original part

		Perfect View
1997-93	Driver's Side, Use preinstalled connector #1	PV20C
	Passenger's Side, Use preinstalled connector #1	PV18C
Storm		
1993-90	Driver's Side, Use preinstalled connector #1	PV22C
	Passenger's Side, Use preinstalled connector #1	PV22C
Tracker		
1997-89	Driver's Side, Use preinstalled connector #1	PV17C
	Passenger's Side, Use preinstalled connector #1	PV17C
Honda		
Accord		
1978-76	Driver's Side, Use connector #4	PV17C
	Passenger's Side, Use connector #4	PV17C
1981-79	Hatchback Driver's Side, Use connector #4	PV17C
	Hatchback Passenger's Side, Use connector #4	PV17C
1985-79	Sedan Driver's Side, Use preinstalled connector #1	PV17C
	Sedan Passenger's Side, Use preinstalled connector #1	PV17C
1989-86	Driver's Side, Use preinstalled connector #1	PV19C
1997-94	Passenger's Side, Use preinstalled connector #1	PV20C
2002-86	Passenger's Side, Use preinstalled connector #1	PV19C
2007-03	Passenger's Side, Use preinstalled connector #1	PV18C
2012-08	Coupe, Sedan Passenger's Side, Use preinstalled connector #1	PV19C
2022-08	Driver's Side, Use preinstalled connector #1	PV26C
2022-18	Passenger's Side, Use preinstalled connector #1	PV16C
2024-23	Passenger's Side, Use preinstalled connector #1	PV17C
2024-90	Driver's Side, Use preinstalled connector #1	PV24C
Accord Crosstour		
2011-10	Driver's Side, Use preinstalled connector #1	PV26C
	Passenger's Side, Use preinstalled connector #1	PV19C
	Rear, Use preinstalled connector #1	PV21C
CR-V		
2001-97	Driver's Side, Use preinstalled connector #1	PV20C
	Passenger's Side, Use preinstalled connector #1	PV19C
2006-02	Driver's Side, Use preinstalled connector #1	PV21C
	Passenger's Side, Use preinstalled connector #1	PV20C
2011-07	Rear	PVRC14
2016-07	Passenger's Side, Use preinstalled connector #1	PV16C
2016-97	Rear	PVR131
2022-07	Driver's Side, Use preinstalled connector #1	PV26C

		Perfect View
2022-17	Passenger's Side, Use preinstalled connector #1	PV17C
	Rear	PVRC12
2025-23	Driver's Side, Use connector #4	PV24C
	Passenger's Side, Use connector #4	PV19C
	Rear	PVRC10
CR-Z		
2012	Passenger's Side, Use preinstalled connector #1	PV22C
2016-11	Driver's Side, Use preinstalled connector #1	PV26C
	Passenger's Side, Use preinstalled connector #1	PV21C
CRX		
1991-88	Driver's Side, Use preinstalled connector #1	PV20C
	Passenger's Side, Use preinstalled connector #1	PV20C
Civic		
1980	Rear	PVR131
1983-81	Hatchback, Wagon Rear	PVR131
	1995-92	Driver's Side, Use preinstalled connector #1
2000-96	Driver's Side, Use preinstalled connector #1	PV20C
2001	Driver's Side, Use preinstalled connector #1	PV21C
	Passenger's Side, Use preinstalled connector #1	PV19C
2005-02	Coupe, Sedan Driver's Side, Use preinstalled connector #1	PV21C
	Hatchback Driver's Side, Use preinstalled connector #1	PV24C
2005-02	Hatchback Passenger's Side, Use preinstalled connector #1	PV16C
	Coupe, Sedan Passenger's Side, Use preinstalled connector #1	PV19C
2011-06	Hatchback Rear	PVRC121
	Coupe Driver's Side, Use connector #2	PV28C
2015-08	Coupe Passenger's Side, Use connector #2	PV24C
	Sedan Driver's Side, Use preinstalled connector #1	PV26C
2015-12	Sedan Passenger's Side, Use preinstalled connector #1	PV22C
	Coupe Driver's Side, Use preinstalled connector #1	PV28C
2021-16	Coupe Passenger's Side, Use preinstalled connector #1	PV24C
	2021-17	Driver's Side, Use preinstalled connector #1
2021-92	Hatchback Rear, Use preinstalled connector #1	PV13C
	2024-22	Passenger's Side, Use preinstalled connector #1
2024-22	Driver's Side, Use connector #4	PV26C
	Passenger's Side, Use connector #4	PV19C
Civic del Sol		
1997-93	Driver's Side, Use preinstalled connector #1	PV22C
	Passenger's Side, Use preinstalled connector #1	PV19C
Clarity		


*13 Remove plastic guide from wiper arm
*20 Wiper blade slightly shorter than original part


		Perfect View
2021-17	Driver's Side, Use preinstalled connector #1	PV26C
	Passenger's Side, Use preinstalled connector #1	PV26C
Crosstour		
2015-12	Driver's Side, Use preinstalled connector #1	PV26C
	Passenger's Side, Use preinstalled connector #1	PV19C
	Rear, Use preinstalled connector #1	PV21C
EV Plus		
1998	Driver's Side, Use preinstalled connector #1	PV24C
	Passenger's Side, Use preinstalled connector #1	PV22C
1999	Driver's Side, Use preinstalled connector #1	PV22C
	Passenger's Side, Use preinstalled connector #1	PV19C
Element		
2011-03	Driver's Side, Use preinstalled connector #1	PV20C
	Passenger's Side, Use preinstalled connector #1	PV20C
	Rear	PVRC12
Fit		
2008-07	Driver's Side, Use preinstalled connector #1	PV24C
	Passenger's Side, Use preinstalled connector #1	PV16C
2020-07	Rear	PVRC14
2020-09	Driver's Side, Use preinstalled connector #1	PV28C
	Passenger's Side, Use preinstalled connector #1	PV13C
HR-V		
2022-16	Driver's Side, Use preinstalled connector #1	PV26C
	Passenger's Side, Use preinstalled connector #1	PV18C
	Rear	PVRC10
2024-23	Driver's Side, Use connector #4	PV26C
	Passenger's Side	PV17C
	Rear	PVRC12
Insight		
2006-00	Driver's Side, Use preinstalled connector #1	PV22C
	Passenger's Side, Use preinstalled connector #1	PV19C
2011-10	Rear	PVR16B
2022-10	Driver's Side, Use preinstalled connector #1	PV26C
	Passenger's Side, Use preinstalled connector #1	PV18C
Odyssey		
1998-95	Passenger's Side, Use preinstalled connector #1	PV24C
2004-95	Driver's Side, Use preinstalled connector #1	PV24C
2004-99	Passenger's Side, Use preinstalled connector #1	PV21C
2024-05	Driver's Side, Use preinstalled connector #1	PV26C
	Passenger's Side, Use preinstalled connector #1	PV22C
	Rear	PVR16B
Passport		

		Perfect View	
1998-94	Driver's Side, Use preinstalled connector #1	PV18C	
	Passenger's Side, Use preinstalled connector #1	PV18C	
2002-94	Rear	PVR131	
2002-99	Driver's Side, Use preinstalled connector #1	PV19C	
	Passenger's Side, Use preinstalled connector #1	PV19C	
2024-19	Driver's Side, Use preinstalled connector #1	PV26C	
	Passenger's Side, Use preinstalled connector #1	PV24C	
	Rear	PVR16B	
Pilot			
2008-03	Driver's Side, Use preinstalled connector #1	PV24C	
2015-03	Passenger's Side, Use preinstalled connector #1	PV21C	
2015-09	Driver's Side, Use preinstalled connector #1	PV22C	
2025-03	Rear	PVRC14	
2025-16	Driver's Side, Use preinstalled connector #1	PV26C	
	Passenger's Side, Use preinstalled connector #1	PV22C	
Prelude			
1982-79	Driver's Side, Use connector #4	PV16C	
	Passenger's Side, Use connector #4	PV16C	
1991-88	Driver's Side, Use preinstalled connector #1	PV20C	
1996-92	Driver's Side, Use preinstalled connector #1	PV22C	
2001-88	Passenger's Side, Use preinstalled connector #1	PV19C	
2001-97	Driver's Side, Use preinstalled connector #1	PV21C	
Ridgeline			
2008-06	Driver's Side, Use preinstalled connector #1	PV24C	
2014-09	Driver's Side, Use preinstalled connector #1	PV22C	
2018-06	Passenger's Side, Use preinstalled connector #1	PV22C	
2024-17	Driver's Side, Use preinstalled connector #1	PV26C	
2024-19	Passenger's Side, Use preinstalled connector #1	PV24C	
S2000			
2009-00	Driver's Side, Use preinstalled connector #1	PV16C	
	Passenger's Side, Use preinstalled connector #1	PV20C	
Wagovan			
1987-84	Driver's Side, Use preinstalled connector #1	PV16C	
	Passenger's Side, Use preinstalled connector #1	PV16C	
Hummer			
H2			
2007-05	Crew Cab Pickup, Sport Utility	Passenger's Side, Use preinstalled connector #1	PV17C


*13 Remove plastic guide from wiper arm


*20 Wiper blade slightly shorter than original part

		Perfect View
2009-03	Driver's Side, Use preinstalled connector #1	PV17C
	Passenger's Side, Use preinstalled connector #1	PV17C
H3		
2010-06	Driver's Side, Use preinstalled connector #1	PV17C
	Passenger's Side, Use preinstalled connector #1	PV16C
2010-07	Rear	PVR10A
H3T		
2010-09	Driver's Side, Use preinstalled connector #1	PV17C
	Passenger's Side, Use preinstalled connector #1	PV16C
Hyundai		
Accent		
2005-95	Driver's Side, Use preinstalled connector #1	PV20C
	Passenger's Side, Use preinstalled connector #1	PV18C
2006	Sedan Driver's Side, Use preinstalled connector #1	PV22C
	Hatchback Driver's Side, Use preinstalled connector #1	PV26C
2011-07	Driver's Side, Use preinstalled connector #1	PV22C
	Hatchback Rear	PVRC14
2017-12	Hatchback Rear	PVRC11
2022-06	Passenger's Side, Use preinstalled connector #1	PV16C
2022-12	Driver's Side, Use preinstalled connector #1	PV26C
Azera		
2011-06	Driver's Side, Use preinstalled connector #1	PV24C
	Passenger's Side, Use preinstalled connector #1	PV20C
2017-12	Driver's Side, Use preinstalled connector #1	PV26C
	Passenger's Side, Use preinstalled connector #1	PV18C
Elantra		
1995-92	Passenger's Side, Use preinstalled connector #1	PV19C
2000-96	Wagon Rear	PVR131
2006-92	Driver's Side, Use preinstalled connector #1	PV20C
2012-09	Hatchback Rear	PVRC121
2016-11	Driver's Side, Use preinstalled connector #1	PV28C
	Passenger's Side, Use preinstalled connector #1	PV13C
2020-17	Driver's Side, Use preinstalled connector #1	PV26C
	Passenger's Side, Use preinstalled connector #1	PV16C
2024-07	Driver's Side, Use preinstalled connector #1	PV24C
2024-96	Passenger's Side, Use preinstalled connector #1	PV18C
Elantra Coupe		
2014-13	Driver's Side, Use preinstalled connector #1	PV28C
	Passenger's Side, Use preinstalled connector #1	PV13C
Elantra GT		

		Perfect View
2020-13	Driver's Side, Use preinstalled connector #1	PV28C
	Passenger's Side, Use preinstalled connector #1	PV13C
Elantra N		
2024-22	Driver's Side, Use preinstalled connector #1	PV24C
	Passenger's Side, Use preinstalled connector #1	PV18C
Entourage		
2010-07	Driver's Side, Use preinstalled connector #1	PV26C
	Passenger's Side, Use preinstalled connector #1	PV18C
Equus		
2016-11	Driver's Side, Use preinstalled connector #1	PV24C
	Passenger's Side, Use preinstalled connector #1	PV20C
Excel		
1989-86	Driver's Side, Use preinstalled connector #1	PV17C
	Passenger's Side, Use preinstalled connector #1	PV17C
1994-90	Driver's Side, Use preinstalled connector #1	PV18C
	Passenger's Side, Use preinstalled connector #1	PV18C
Genesis		
2011-09	Driver's Side, Use connector #2	PV24C
	Passenger's Side, Use connector #2	PV20C
2014-12	Driver's Side, Use preinstalled connector #1	PV24C
	Passenger's Side, Use preinstalled connector #1	PV20C
2016-15	Driver's Side, Use preinstalled connector #1	PV26C
	Passenger's Side, Use preinstalled connector #1	PV16C
Genesis Coupe		
2016-10	Driver's Side, Use preinstalled connector #1	PV24C
	Passenger's Side, Use preinstalled connector #1	PV20C
Ioniq		
2022-17	Driver's Side, Use preinstalled connector #1	PV26C
	Passenger's Side, Use preinstalled connector #1	PV18C
Ioniq 5		
2024-22	Driver's Side, Use preinstalled connector #1	PV26C
	Passenger's Side, Use preinstalled connector #1	PV18C
Ioniq 6		
2024-23	Driver's Side, Use preinstalled connector #1	PV26C
	Passenger's Side, Use preinstalled connector #1	PV18C
Kona		
2023-18	Rear	PVRC11
2024-18	Driver's Side, Use preinstalled connector #1	PV26C
	Passenger's Side, Use preinstalled connector #1	PV16C
Kona Electric		


*13 Remove plastic guide from wiper arm
 *20 Wiper blade slightly shorter than original part



		Perfect View
2023-19	Rear	PVRC11
2024-19	Driver's Side, Use preinstalled connector #1	PV26C
	Passenger's Side, Use preinstalled connector #1	PV16C
Kona N		
2023-22	Driver's Side, Use preinstalled connector #1	PV26C
	Passenger's Side, Use preinstalled connector #1	PV16C
	Rear	PVRC11
Nexo		
2023-19	Driver's Side, Use preinstalled connector #1	PV26C
	Passenger's Side, Use preinstalled connector #1	PV16C
Palisade		
2024-20	Driver's Side, Use preinstalled connector #1	PV26C
	Passenger's Side, Use preinstalled connector #1	PV20C
	Rear	PVRC12
Pony		
1987-83	Driver's Side, Use preinstalled connector #1	PV16C
	Passenger's Side, Use preinstalled connector #1	PV16C
Santa Cruz		
2024-22	Driver's Side, Use preinstalled connector #1	PV26C
	Passenger's Side, Use preinstalled connector #1	PV16C
Santa Fe		
2004-01	Driver's Side, Use preinstalled connector #1	PV22C
2006-01	Passenger's Side, Use preinstalled connector #1	PV20C
	Rear	PVR131
2012-05	Driver's Side, Use preinstalled connector #1	PV24C
2012-07	Rear	PVRC14
2018-13	Passenger's Side, Use preinstalled connector #1	PV13C
2023-19	Passenger's Side, Use preinstalled connector #1	PV16C
2024-07	Passenger's Side, Use preinstalled connector #1	PV18C
2024-13	Driver's Side, Use preinstalled connector #1	PV26C
Santa Fe Sport		
2018-13	Driver's Side, Use preinstalled connector #1	PV26C
	Passenger's Side, Use preinstalled connector #1	PV13C
Santa Fe XL		
2019-13	Driver's Side, Use preinstalled connector #1	PV26C
	Passenger's Side, Use preinstalled connector #1	PV13C
Scoupe		
1995-91	Driver's Side, Use preinstalled connector #1	PV19C
	Passenger's Side, Use preinstalled connector #1	PV18C
Sonata		
1998-89	Driver's Side, Use preinstalled connector #1	PV20C
2005-99	Driver's Side, Use preinstalled connector #1	PV22C

		Perfect View
2010-06	Driver's Side, Use preinstalled connector #1	PV24C
2010-95	Passenger's Side, Use preinstalled connector #1	PV20C
2024-11	Driver's Side, Use preinstalled connector #1	PV26C
2024-89	Passenger's Side, Use preinstalled connector #1	PV18C
Tiburon		
2008-97	Driver's Side, Use preinstalled connector #1	PV22C
	Passenger's Side, Use preinstalled connector #1	PV18C
Tucson		
2015-05	Driver's Side, Use preinstalled connector #1	PV24C
2015-10	Rear	PVRC121
2021-16	Rear	PVRC14
2024-05	Passenger's Side, Use preinstalled connector #1	PV16C
2024-16	Driver's Side, Use preinstalled connector #1	PV26C
Veloster		
2017-12	Passenger's Side, Use preinstalled connector #1	PV18C
2021-12	Driver's Side, Use preinstalled connector #1	PV26C
2021-19	Passenger's Side, Use preinstalled connector #1	PV16C
Veloster N		
2022-19	Driver's Side, Use preinstalled connector #1	PV26C
	Passenger's Side, Use preinstalled connector #1	PV16C
Venue		
2024-20	Driver's Side, Use preinstalled connector #1	PV24C
	Passenger's Side, Use preinstalled connector #1	PV18C
Veracruz		
2012-07	Driver's Side, Use connector #2	PV24C
	Passenger's Side, Use connector #2	PV20C
XG300		
2001	Driver's Side, Use preinstalled connector #1	PV22C
	Passenger's Side, Use preinstalled connector #1	PV20C
XG350		
2005-02	Driver's Side, Use preinstalled connector #1	PV22C
	Passenger's Side, Use preinstalled connector #1	PV20C
INFINITI		
EX35		
2012-08	Driver's Side, Use preinstalled connector #1	PV24C
	Passenger's Side, Use preinstalled connector #1	PV17C
	Rear	PVRC14
EX37		
2013	Driver's Side, Use preinstalled connector #1	PV24C
	Passenger's Side, Use preinstalled connector #1	PV17C
	Rear	PVRC14
FX35		


*13 Remove plastic guide from wiper arm


*20 Wiper blade slightly shorter than original part

		 	Perfect View
2008-03		Driver's Side, Use preinstalled connector #1	PV22C
		Passenger's Side, Use preinstalled connector #1	PV20C
2012-03		Rear	PVRC14
2012-09		Driver's Side, Use preinstalled connector #1	PV24C
		Passenger's Side, Use preinstalled connector #1	PV19C
FX37			
2013		Driver's Side, Use preinstalled connector #1	PV24C
		Passenger's Side, Use preinstalled connector #1	PV19C
		Rear	PVRC14
FX45			
2008-03		Driver's Side, Use preinstalled connector #1	PV22C
		Passenger's Side, Use preinstalled connector #1	PV20C
		Rear	PVRC14
FX50			
2013-09		Driver's Side, Use preinstalled connector #1	PV24C
		Passenger's Side, Use preinstalled connector #1	PV19C
		Rear	PVRC14
G20			
2002-91		Driver's Side, Use preinstalled connector #1	PV21C
		Passenger's Side, Use preinstalled connector #1	PV19C
G25			
2012-11		Driver's Side, Use preinstalled connector #1	PV26C
		Passenger's Side, Use preinstalled connector #1	PV16C
G35			
2006-03	Sedan	Driver's Side, Use preinstalled connector #1	PV22C
	Sedan	Passenger's Side, Use preinstalled connector #1	PV18C
2007	Sedan	Driver's Side, Use preinstalled connector #1	PV26C
	Sedan	Passenger's Side, Use preinstalled connector #1	PV16C
2007-03	Coupe	Driver's Side, Use preinstalled connector #1	PV24C
	Coupe	Passenger's Side, Use preinstalled connector #1	PV17C
2008		Driver's Side, Use preinstalled connector #1	PV26C
		Passenger's Side, Use preinstalled connector #1	PV16C
G37			
2008		Passenger's Side, Use preinstalled connector #1	PV17C
2013-08		Driver's Side, Use preinstalled connector #1	PV26C
2013-09	Sedan	Passenger's Side, Use preinstalled connector #1	PV16C
	Convertible, Coupe	Passenger's Side, Use preinstalled connector #1	PV17C
I30			
1999-96		Driver's Side, Use preinstalled connector #1	PV22C
		Passenger's Side, Use preinstalled connector #1	PV21C


		 	Perfect View
2001-00		Driver's Side, Use preinstalled connector #1	PV26C
		Passenger's Side, Use preinstalled connector #1	PV17C
I35			
2004-02		Driver's Side, Use preinstalled connector #1	PV26C
		Passenger's Side, Use preinstalled connector #1	PV17C
J30			
1997-93		Driver's Side, Use preinstalled connector #1	PV19C
		Passenger's Side, Use preinstalled connector #1	PV19C
JX35			
2013		Driver's Side, Use preinstalled connector #1	PV26C
		Passenger's Side, Use preinstalled connector #1	PV17C
M30			
1992-90		Driver's Side, Use preinstalled connector #1	PV21C
		Passenger's Side, Use preinstalled connector #1	PV19C
M35			
2010-06		Driver's Side, Use preinstalled connector #1	PV24C
		Passenger's Side, Use preinstalled connector #1	PV19C
M35h			
2013-12		Driver's Side, Use preinstalled connector #1	PV26C
		Passenger's Side, Use preinstalled connector #1	PV19C
M37			
2013-11		Driver's Side, Use preinstalled connector #1	PV26C
		Passenger's Side, Use preinstalled connector #1	PV19C
M45			
2004-03		Driver's Side, Use preinstalled connector #1	PV21C
2010-03		Passenger's Side, Use preinstalled connector #1	PV19C
2010-06		Driver's Side, Use preinstalled connector #1	PV24C
M56			
2013-11		Driver's Side, Use preinstalled connector #1	PV26C
		Passenger's Side, Use preinstalled connector #1	PV19C
Q40			
2015		Driver's Side, Use preinstalled connector #1	PV26C
		Passenger's Side, Use preinstalled connector #1	PV16C
Q45			
1996-90		Driver's Side, Use preinstalled connector #1	PV21C
		Passenger's Side, Use preinstalled connector #1	PV21C
2001-97		Driver's Side, Use preinstalled connector #1	PV22C
		Passenger's Side, Use preinstalled connector #1	PV20C
2006-02		Driver's Side, Use preinstalled connector #1	PV26C
		Passenger's Side, Use preinstalled connector #1	PV18C


*13 Remove plastic guide from wiper arm
 *20 Wiper blade slightly shorter than original part

		Perfect View
Q50		
2023-14	Driver's Side, Use preinstalled connector #1	PV26C
	Passenger's Side, Use preinstalled connector #1	PV17C
Q60		
2022-14	Driver's Side, Use preinstalled connector #1	PV26C
	Passenger's Side, Use preinstalled connector #1	PV17C
Q70		
2019-14	Driver's Side, Use preinstalled connector #1	PV26C
	Passenger's Side, Use preinstalled connector #1	PV19C
Q70L		
2019-15	Driver's Side, Use preinstalled connector #1	PV26C
	Passenger's Side, Use preinstalled connector #1	PV19C
QX30		
2019-17	Driver's Side, Use connector #2	PV24C
	Passenger's Side, Use connector #2	PV19C
QX4		
2003-97	Driver's Side, Use preinstalled connector #1	PV22C
	Passenger's Side, Use preinstalled connector #1	PV21C
QX50		
2017-14	Driver's Side, Use preinstalled connector #1	PV24C
	Passenger's Side, Use preinstalled connector #1	PV17C
	Rear	PVRC14
2024-19	Driver's Side, Use preinstalled connector #1	PV26C
	Passenger's Side, Use preinstalled connector #1	PV18C
	Rear	PVRC12
QX56		
2010-04	Passenger's Side, Use preinstalled connector #1	PV22C
	Rear	PVRC12
2013-04	Driver's Side, Use preinstalled connector #1	PV24C
2013-11	Passenger's Side, Use preinstalled connector #1	PV19C
	Rear	PVRC10
QX60		
2020-14	Driver's Side, Use preinstalled connector #1	PV26C
	Passenger's Side, Use preinstalled connector #1	PV17C
	Rear	PVRC121
2024-22	Driver's Side, Use connector #2	PV26C
	Passenger's Side, Use connector #2	PV19C
	Rear	PVRC10
QX70		
2017-14	Driver's Side, Use preinstalled connector #1	PV24C
	Passenger's Side, Use preinstalled connector #1	PV19C
	Rear	PVRC14
QX80		


		Perfect View
2024-14	Driver's Side, Use preinstalled connector #1	PV24C
	Passenger's Side, Use preinstalled connector #1	PV19C
	Rear	PVRC10
International		
100		
1974	Driver's Side, Use preinstalled connector #1	PV15C
	Passenger's Side, Use preinstalled connector #1	PV15C
150		
1975	Driver's Side, Use preinstalled connector #1	PV15C
	Passenger's Side, Use preinstalled connector #1	PV15C
200		
1975-74	Driver's Side, Use preinstalled connector #1	PV15C
	Passenger's Side, Use preinstalled connector #1	PV15C
MHC1310		
1974	Driver's Side, Use preinstalled connector #1	PV15C
	Passenger's Side, Use preinstalled connector #1	PV15C
MS		
1975	Driver's Side, Use preinstalled connector #1	PV15C
	Passenger's Side, Use preinstalled connector #1	PV15C
MS1210		
1974	Driver's Side, Use preinstalled connector #1	PV15C
	Passenger's Side, Use preinstalled connector #1	PV15C
Scout II		
1980-74	Driver's Side, Use preinstalled connector #1	PV15C
	Passenger's Side, Use preinstalled connector #1	PV15C
Travelall		
1975	Driver's Side, Use preinstalled connector #1	PV15C
	Passenger's Side, Use preinstalled connector #1	PV15C
Isuzu		
Amigo		
1994-89	Driver's Side, Use preinstalled connector #1	PV18C
	Passenger's Side, Use preinstalled connector #1	PV18C
2000-98	Driver's Side, Use preinstalled connector #1	PV19C
	Passenger's Side, Use preinstalled connector #1	PV19C
	Rear	PVR131
Ascender		
2008-03	Driver's Side, Use preinstalled connector #1	PV22C
	Passenger's Side, Use preinstalled connector #1	PV22C
2008-07	Rear	PVRC121
Axiom		

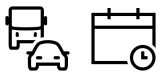
*13 Remove plastic guide from wiper arm
 *20 Wiper blade slightly shorter than original part

		Perfect View
2004-02	Driver's Side, Use preinstalled connector #1	PV20C
	Passenger's Side, Use preinstalled connector #1	PV19C
	Rear	PVRC14
Hombre		
2000-96	Driver's Side, Use preinstalled connector #1	PV20C
	Passenger's Side, Use preinstalled connector #1	PV20C
I-Mark		
1984-81	Driver's Side, Use preinstalled connector #1	PV17C
	Passenger's Side, Use preinstalled connector #1	PV17C
Impulse		
1992-83	Driver's Side, Use preinstalled connector #1	PV22C
	Passenger's Side, Use preinstalled connector #1	PV22C
Oasis		
1999	Driver's Side, Use preinstalled connector #1	PV24C
	Passenger's Side, Use preinstalled connector #1	PV24C
Pickup		
1995-89	Driver's Side, Use preinstalled connector #1	PV18C
	Passenger's Side, Use preinstalled connector #1	PV18C
Rodeo		
1998-91	Driver's Side, Use preinstalled connector #1	PV18C
	Passenger's Side, Use preinstalled connector #1	PV18C
2004-91	Rear	PVR131
2004-99	Driver's Side, Use preinstalled connector #1	PV19C
	Passenger's Side, Use preinstalled connector #1	PV19C
Rodeo Sport		
2003-01	Driver's Side, Use preinstalled connector #1	PV19C
	Passenger's Side, Use preinstalled connector #1	PV19C
	Rear	PVR131
Stylus		
1993-91	Driver's Side, Use preinstalled connector #1	PV22C
	Passenger's Side, Use preinstalled connector #1	PV20C
Trooper		
1988-84	Driver's Side, Use preinstalled connector #1	PV17C
	Passenger's Side, Use preinstalled connector #1	PV17C
1991-89	Driver's Side, Use preinstalled connector #1	PV16C
	Passenger's Side, Use preinstalled connector #1	PV16C
2002-92	Driver's Side, Use preinstalled connector #1	PV20C
	Passenger's Side, Use preinstalled connector #1	PV20C
VehiCROSS		
2001-99	Driver's Side, Use preinstalled connector #1	PV24C
	Passenger's Side, Use preinstalled connector #1	PV17C

		Perfect View
i-280		
2006	Driver's Side, Use preinstalled connector #1	PV22C
	Passenger's Side, Use preinstalled connector #1	PV19C
i-290		
2008-07	Driver's Side, Use preinstalled connector #1	PV22C
	Passenger's Side, Use preinstalled connector #1	PV19C
i-350		
2006	Driver's Side, Use preinstalled connector #1	PV22C
	Passenger's Side, Use preinstalled connector #1	PV19C
i-370		
2008-07	Driver's Side, Use preinstalled connector #1	PV22C
	Passenger's Side, Use preinstalled connector #1	PV19C
Jaguar		
E-Pace		
2023-18	Driver's Side, Use connector #6	PV26C
	Passenger's Side, Use connector #6	PV20C
F-Pace		
2024-17	Driver's Side, Use connector #2	PV26C
	Passenger's Side, Use connector #2	PV19C
I-Pace		
2023-19	Driver's Side, Use connector #4	PV28C
	Passenger's Side, Use connector #4	PV20C
S-Type		
2001-00	Driver's Side, Use preinstalled connector #1	PV22C
	Passenger's Side, Use preinstalled connector #1	PV22C
2008-02	Driver's Side, Use preinstalled connector #1	PV24C
	Passenger's Side, Use preinstalled connector #1	PV18C
Super V8		
2009-05	Driver's Side, Use preinstalled connector #1	PV24C
	Passenger's Side, Use preinstalled connector #1	PV19C
Vanden Plas		
2003-88	Driver's Side, Use preinstalled connector #1	PV21C
	Passenger's Side, Use preinstalled connector #1	PV21C
2009-04	Driver's Side, Use preinstalled connector #1	PV24C
	Passenger's Side, Use preinstalled connector #1	PV19C
X-Type		
2006-05	Sedan, Wagon Driver's Side, Use preinstalled connector #1	PV22C
	Sedan, Wagon Passenger's Side, Use preinstalled connector #1	PV19C
2008-02	Driver's Side, Use preinstalled connector #1	PV22C
	Passenger's Side, Use preinstalled connector #1	PV19C


*13 Remove plastic guide from wiper arm
*20 Wiper blade slightly shorter than original part


			Perfect View
2008-05	Wagon	Rear	PVRC14
XE			
2020-17		Driver's Side, Use connector #2	PV28C
		Passenger's Side, Use connector #2	PV17C
XF			
2015-09		Driver's Side, Use connector #2	PV22C
		Passenger's Side, Use connector #2	PV19C
2020-18	Wagon	Rear	PVRC12
2023-16		Driver's Side, Use connector #2	PV28C
		Passenger's Side, Use connector #2	PV17C
XFR			
2015-10		Driver's Side, Use connector #2	PV22C
		Passenger's Side, Use connector #2	PV19C
XFR-S			
2015-13		Driver's Side, Use connector #2	PV22C
		Passenger's Side, Use connector #2	PV19C
XJ			
2019-10		Driver's Side, Use connector #2	PV22C
		Passenger's Side, Use connector #2	PV19C
XJ12			
1996-88		Driver's Side, Use preinstalled connector #1	PV21C
		Passenger's Side, Use preinstalled connector #1	PV21C
XJ6			
1997-88		Driver's Side, Use preinstalled connector #1	PV21C
		Passenger's Side, Use preinstalled connector #1	PV21C
XJ8			
2003-98		Driver's Side, Use preinstalled connector #1	PV21C
		Passenger's Side, Use preinstalled connector #1	PV21C
XJR			
2003-95		Driver's Side, Use preinstalled connector #1	PV21C
		Passenger's Side, Use preinstalled connector #1	PV21C
2009-04		Driver's Side, Use preinstalled connector #1	PV24C
		Passenger's Side, Use preinstalled connector #1	PV19C
2017-14		Driver's Side, Use connector #2	PV22C
		Passenger's Side, Use connector #2	PV19C
XJR575			
2019-18		Driver's Side, Use connector #2	PV22C
		Passenger's Side, Use connector #2	PV19C
XJRS			
1993		Driver's Side, Use preinstalled connector #1	PV21C
		Passenger's Side, Use preinstalled connector #1	PV21C

			Perfect View
XK			
2015-07		Driver's Side, Use preinstalled connector #1	PV22C
		Passenger's Side, Use preinstalled connector #1	PV21C
XK8			
2002-00		Driver's Side, Use preinstalled connector #1	PV21C
		Passenger's Side, Use preinstalled connector #1	PV21C
2004-97	Convertible, Coupe	Driver's Side, Use preinstalled connector #1	PV21C
	Convertible, Coupe	Passenger's Side, Use preinstalled connector #1	PV21C
2006-05	Convertible, Coupe	Driver's Side, Use preinstalled connector #1	PV22C
	Convertible, Coupe	Passenger's Side, Use preinstalled connector #1	PV22C
XKR			
2002-01	Convertible, Coupe	Passenger's Side, Use preinstalled connector #1	PV21C
2006-00		Driver's Side, Use preinstalled connector #1	PV21C
2015-00		Passenger's Side, Use preinstalled connector #1	PV21C
2015-07		Driver's Side, Use preinstalled connector #1	PV22C
XKR-S			
2014-12		Driver's Side, Use preinstalled connector #1	PV22C
		Passenger's Side, Use preinstalled connector #1	PV21C
2015	Convertible, Coupe	Driver's Side, Use preinstalled connector #1	PV22C
	Convertible, Coupe	Passenger's Side, Use preinstalled connector #1	PV21C
Jeep			
Cherokee			
1983-74		Driver's Side, Use connector #4	PV16C
		Passenger's Side, Use connector #4	PV16C
1996-84		Driver's Side, Use connector #4	PV18C
		Passenger's Side, Use connector #4	PV18C
2001-78		Rear	PVR131
2001-97		Driver's Side, Use preinstalled connector #1	PV18C
2023-14		Driver's Side, Use preinstalled connector #1	PV26C
		Rear	PVRC14
2023-97		Passenger's Side, Use preinstalled connector #1	PV18C
Comanche			
1992-86		Driver's Side, Use connector #4	PV18C
		Passenger's Side, Use connector #4	PV18C
Commander			
2010-06		Driver's Side, Use preinstalled connector #1	PV18C
		Passenger's Side, Use preinstalled connector #1	PV18C
		Rear	PVR14C
Compass			
2016-07		Rear	PVR10A


*13 Remove plastic guide from wiper arm


*20 Wiper blade slightly shorter than original part

		Perfect View
2017-07	Driver's Side, Use preinstalled connector #1	PV22C
	Passenger's Side, Use preinstalled connector #1	PV20C
2024-17	Rear	PVRC10
2024-18	Driver's Side, Use preinstalled connector #1	PV24C
	Passenger's Side, Use preinstalled connector #1	PV18C
Gladiator		
2024-20	Driver's Side, Use preinstalled connector #1	PV16C
	Passenger's Side, Use preinstalled connector #1	PV16C
Grand Cherokee		
1998-93	Driver's Side, Use preinstalled connector #1	PV20C
2004-99	Rear	PVR131
2010-05	Rear	PVR14C
2010-99	Driver's Side, Use preinstalled connector #1	PV21C
2013-11	Rear	PVRC12
2021-11	Driver's Side, Use preinstalled connector #1	PV22C
2021-14	Rear	PVRC11
2021-99	Passenger's Side, Use preinstalled connector #1	PV21C
2024-22	Driver's Side, Use preinstalled connector #1	PV26C
	Rear	PVRC10
2024-93	Passenger's Side, Use preinstalled connector #1	PV20C
Grand Cherokee L		
2024-21	Driver's Side, Use preinstalled connector #1	PV26C
	Passenger's Side, Use preinstalled connector #1	PV20C
	Rear	PVRC10
Grand Cherokee WK		
2022	Driver's Side, Use preinstalled connector #1	PV22C
	Passenger's Side, Use preinstalled connector #1	PV21C
	Rear	PVRC10
Grand Wagoneer		
1991-84	Driver's Side, Use preinstalled connector #1	PV16C
	Passenger's Side, Use preinstalled connector #1	PV16C
	Rear	PVR131
1993	Driver's Side, Use preinstalled connector #1	PV20C
	Passenger's Side, Use preinstalled connector #1	PV20C
2024-22	Driver's Side, Use connector #2	PV24C
	Passenger's Side, Use connector #2	PV24C
Grand Wagoneer L		
2024-23	Driver's Side, Use connector #2	PV24C
	Passenger's Side, Use connector #2	PV24C
J10		
1988-74	Driver's Side, Use connector #4	PV16C
	Passenger's Side, Use connector #4	PV16C
J20		

		Perfect View
1988-74	Driver's Side, Use connector #4	PV16C
	Passenger's Side, Use connector #4	PV16C
Liberty		
2012-02	Driver's Side, Use preinstalled connector #1	PV19C
	Passenger's Side, Use preinstalled connector #1	PV19C
Patriot		
2017-07	Driver's Side, Use preinstalled connector #1	PV21C
	Passenger's Side, Use preinstalled connector #1	PV21C
	Rear	PVR10A
Renegade		
2023-15	Driver's Side, Use connector #2	PV22C
	Passenger's Side, Use connector #2	PV20C
	Rear	PVRC10
TJ		
2006-97	Driver's Side, Use preinstalled connector #1	PV13C
	Passenger's Side, Use preinstalled connector #1	PV13C
Wagoneer		
1983-74	Driver's Side, Use connector #4	PV16C
	Passenger's Side, Use connector #4	PV16C
1990-78	Rear	PVR131
1990-84	Driver's Side, Use connector #4	PV18C
	Passenger's Side, Use connector #4	PV18C
2024-22	Driver's Side, Use connector #2	PV24C
	Passenger's Side, Use connector #2	PV24C
Wagoneer L		
2024-23	Driver's Side, Use connector #2	PV24C
	Passenger's Side, Use connector #2	PV24C
Wrangler		
2006-97	Driver's Side, Use preinstalled connector #1	PV13C
	Passenger's Side, Use preinstalled connector #1	PV13C
2017-07	Driver's Side, Use preinstalled connector #1	PV15C
	Passenger's Side, Use preinstalled connector #1	PV15C
2018-07	Rear	PVRC121
2024-18	Driver's Side, Use preinstalled connector #1	PV16C
	Passenger's Side, Use preinstalled connector #1	PV16C
2024-19	Rear	PVRC12
Wrangler JK		
2018	Driver's Side, Use preinstalled connector #1	PV15C
	Passenger's Side, Use preinstalled connector #1	PV15C
	Rear	PVRC121
Jensen Healey		


*13 Remove plastic guide from wiper arm
 *20 Wiper blade slightly shorter than original part


		Perfect View
1976-74	Driver's Side, Use preinstalled connector #1	PV16C
	Passenger's Side, Use preinstalled connector #1	PV16C
Interceptor		
1976-74	Driver's Side, Use preinstalled connector #1	PV16C
	Passenger's Side, Use preinstalled connector #1	PV16C
Kia		
Amanti		
2009-04	Driver's Side, Use preinstalled connector #1	PV24C
	Passenger's Side, Use preinstalled connector #1	PV18C
Borrego		
2011-09	Driver's Side, Use preinstalled connector #1	PV24C
	Passenger's Side, Use preinstalled connector #1	PV20C
	Rear	PVRC14
Cadenza		
2020-14	Driver's Side, Use preinstalled connector #1	PV26C
	Passenger's Side, Use preinstalled connector #1	PV18C
Carnival		
2024-22	Driver's Side, Use preinstalled connector #1	PV26C
	Passenger's Side, Use preinstalled connector #1	PV20C
	Rear	PVRC121
EV6		
2024-22	Driver's Side, Use preinstalled connector #1	PV26C
	Passenger's Side, Use preinstalled connector #1	PV16C
EV9		
2024	Driver's Side, Use preinstalled connector #1	PV26C
	Passenger's Side, Use preinstalled connector #1	PV18C
Forte		
2013-10	Driver's Side, Use preinstalled connector #1	PV24C
	Passenger's Side, Use preinstalled connector #1	PV20C
2013-11 Hatchback	Rear	PVRC12
2018-14	Driver's Side, Use preinstalled connector #1	PV28C
	Passenger's Side, Use preinstalled connector #1	PV13C
2024-19	Driver's Side, Use preinstalled connector #1	PV26C
	Passenger's Side, Use preinstalled connector #1	PV16C
Forte Koup		
2013-10	Driver's Side, Use preinstalled connector #1	PV24C
	Passenger's Side, Use preinstalled connector #1	PV20C
2017-14	Driver's Side, Use preinstalled connector #1	PV28C
	Passenger's Side, Use preinstalled connector #1	PV13C
Forte5		

		Perfect View
2013-12	Driver's Side, Use preinstalled connector #1	PV24C
	Passenger's Side, Use preinstalled connector #1	PV20C
	Rear	PVRC12
2018-14	Driver's Side, Use preinstalled connector #1	PV28C
	Passenger's Side, Use preinstalled connector #1	PV13C
2023-20	Driver's Side, Use preinstalled connector #1	PV26C
	Passenger's Side, Use preinstalled connector #1	PV16C
	Rear	PVRC14
K4		
2025	Driver's Side, Use preinstalled connector #1	PV26C
	Passenger's Side, Use preinstalled connector #1	PV16C
K5		
2024-21	Driver's Side, Use preinstalled connector #1	PV26C
	Passenger's Side, Use preinstalled connector #1	PV16C
K900		
2017-15	Driver's Side, Use preinstalled connector #1	PV24C
	Passenger's Side, Use preinstalled connector #1	PV20C
2020-19	Driver's Side, Use preinstalled connector #1	PV26C
	Passenger's Side, Use preinstalled connector #1	PV16C
Magentis		
2006-01	Driver's Side, Use preinstalled connector #1	PV22C
	Passenger's Side, Use preinstalled connector #1	PV20C
2010-07	Driver's Side, Use preinstalled connector #1	PV24C
	Passenger's Side, Use preinstalled connector #1	PV18C
Niro		
2024-17	Driver's Side, Use preinstalled connector #1	PV26C
	Passenger's Side, Use preinstalled connector #1	PV16C
Niro EV		
2024-19	Driver's Side, Use preinstalled connector #1	PV26C
	Passenger's Side, Use preinstalled connector #1	PV16C
Optima		
2005-01	Driver's Side, Use preinstalled connector #1	PV22C
2006-01	Passenger's Side, Use preinstalled connector #1	PV20C
2015-06	Driver's Side, Use preinstalled connector #1	PV24C
2020-07	Passenger's Side, Use preinstalled connector #1	PV18C
2020-16	Driver's Side, Use preinstalled connector #1	PV26C
Rio		
2005-01	Driver's Side, Use preinstalled connector #1	PV21C
	Passenger's Side, Use preinstalled connector #1	PV18C
2005-02 Wagon	Rear	PVR131

*13 Remove plastic guide from wiper arm

*20 Wiper blade slightly shorter than original part

		Perfect View
2011-06		Driver's Side, Use preinstalled connector #1 PV22C
2012	Hatchback	Driver's Side, Use preinstalled connector #1 PV22C
	Sedan	Driver's Side, Use preinstalled connector #1 PV26C
2017-12	Hatchback	Rear PVRC11
2023-06		Passenger's Side, Use preinstalled connector #1 PV16C
2023-13		Driver's Side, Use preinstalled connector #1 PV26C
Rio5		
2011-06		Driver's Side, Use preinstalled connector #1 PV22C
		Passenger's Side, Use preinstalled connector #1 PV16C
		Rear PVRC14
Rondo		
2012-07		Driver's Side, Use preinstalled connector #1 PV26C
		Passenger's Side, Use preinstalled connector #1 PV16C
		Rear PVRC14
2017-14		Driver's Side, Use preinstalled connector #1 PV28C
		Passenger's Side, Use preinstalled connector #1 PV28C
Sedona		
2005-02		Driver's Side, Use preinstalled connector #1 PV24C
		Passenger's Side, Use preinstalled connector #1 PV24C
2021-06		Driver's Side, Use preinstalled connector #1 PV26C
		Passenger's Side, Use preinstalled connector #1 PV18C
Seltos		
2024-21		Driver's Side, Use preinstalled connector #1 PV24C
		Passenger's Side, Use preinstalled connector #1 PV18C
		Rear PVRC121
Sephia		
2001-94		Driver's Side, Use preinstalled connector #1 PV21C
		Passenger's Side, Use preinstalled connector #1 PV19C
Sorento		
2009-03		Passenger's Side, Use preinstalled connector #1 PV18C
		Rear PVRC131
2015-03		Driver's Side, Use preinstalled connector #1 PV24C
2015-11		Passenger's Side, Use preinstalled connector #1 PV20C
		Rear PVRC11
2025-16		Driver's Side, Use preinstalled connector #1 PV26C
		Passenger's Side, Use preinstalled connector #1 PV16C
Soul		
2020-10		Rear PVRC11
2024-10		Driver's Side, Use preinstalled connector #1 PV24C
		Passenger's Side, Use preinstalled connector #1 PV20C
Soul EV		
2020-15		Rear PVRC11

		Perfect View
2023-15		Driver's Side, Use preinstalled connector #1 PV24C
		Passenger's Side, Use preinstalled connector #1 PV20C
Spectra		
2004-00		Driver's Side, Use preinstalled connector #1 PV21C
		Passenger's Side, Use preinstalled connector #1 PV19C
2009-05		Driver's Side, Use preinstalled connector #1 PV24C
		Passenger's Side, Use preinstalled connector #1 PV16C
Spectra5		
2009-05		Driver's Side, Use preinstalled connector #1 PV24C
		Passenger's Side, Use preinstalled connector #1 PV16C
		Rear PVRC14
Sportage		
2002-95		Driver's Side, Use preinstalled connector #1 PV20C
		Passenger's Side, Use preinstalled connector #1 PV20C
2016-05		Driver's Side, Use preinstalled connector #1 PV24C
2016-11		Rear PVRC121
2022-05		Passenger's Side, Use preinstalled connector #1 PV16C
2025-11		Passenger's Side, Use preinstalled connector #1 PV18C
2025-17		Driver's Side, Use preinstalled connector #1 PV26C
Stinger		
2023-18		Driver's Side, Use preinstalled connector #1 PV26C
		Passenger's Side, Use preinstalled connector #1 PV18C
Telluride		
2024-20		Driver's Side, Use preinstalled connector #1 PV26C
		Passenger's Side, Use preinstalled connector #1 PV18C
Lada		
1300		
1983		Driver's Side, Use preinstalled connector #1 PV13C
		Passenger's Side, Use preinstalled connector #1 PV13C
Niva		
1993-84		Driver's Side, Use preinstalled connector #1 PV13C
		Passenger's Side, Use preinstalled connector #1 PV13C
Samara		
1993-88		Driver's Side, Use preinstalled connector #1 PV21C
		Passenger's Side, Use preinstalled connector #1 PV21C
Signet		
1993-84		Driver's Side, Use preinstalled connector #1 PV13C
		Passenger's Side, Use preinstalled connector #1 PV13C
Laforza		
Laforza		


*13 Remove plastic guide from wiper arm
*20 Wiper blade slightly shorter than original part


		Perfect View
2001-89	Driver's Side, Use preinstalled connector #1	PV22C
	Passenger's Side, Use preinstalled connector #1	PV22C
Lamborghini		
Aventador		
2015-12	Driver's Side, Use connector #4	PV26C
	Passenger's Side, Use connector #4	PV24C
Diablo		
1994-90	Driver's Side, Use preinstalled connector #1	PV13C
	Passenger's Side, Use preinstalled connector #1	PV13C
2000-96	Convertible	Driver's Side, Use preinstalled connector #1
	Coupe	Driver's Side, Use preinstalled connector #1
	Convertible	Passenger's Side, Use preinstalled connector #1
	Coupe	Passenger's Side, Use preinstalled connector #1
2001-95	Driver's Side, Use preinstalled connector #1	PV16C
	Passenger's Side, Use preinstalled connector #1	PV16C
Espada		
1978-74	Driver's Side, Use preinstalled connector #1	PV18C
	Passenger's Side, Use preinstalled connector #1	PV18C
Gallardo		
2014-08	Driver's Side, Use preinstalled connector #1	PV26C
	Passenger's Side, Use preinstalled connector #1	PV26C
Huracan		
2015	Driver's Side, Use preinstalled connector #1	PV26C
	Passenger's Side, Use preinstalled connector #1	PV26C
Lancia		
Beta		
1979	Sedan	Driver's Side, Use preinstalled connector #1
	Sedan	Passenger's Side, Use preinstalled connector #1
1979-76	Wagon	Driver's Side, Use preinstalled connector #1
	Wagon	Passenger's Side, Use preinstalled connector #1
Fulvia		
1974	Driver's Side, Use preinstalled connector #1	PV15C
	Passenger's Side, Use preinstalled connector #1	PV15C
Scorpion		
1976	Driver's Side, Use preinstalled connector #1	PV16C
	Passenger's Side, Use preinstalled connector #1	PV16C
Stratos		
1974	Driver's Side, Use preinstalled connector #1	PV16C
	Passenger's Side, Use preinstalled connector #1	PV16C
Land Rover		

		Perfect View
Defender 110		
2024-20	Driver's Side	PV22C
	Passenger's Side	PV22C
Defender 130		
2024-23	Driver's Side	PV22C
	Passenger's Side	PV22C
Defender 90		
2024-21	Driver's Side	PV22C
	Passenger's Side	PV22C
Discovery		
1998-94	Driver's Side, Use preinstalled connector #1	PV18C
	Passenger's Side, Use preinstalled connector #1	PV18C
	Rear	PVR131
2023-17	Driver's Side, Use connector #6	PV24C
	Passenger's Side, Use connector #6	PV20C
Discovery Sport		
2023-15	Driver's Side, Use preinstalled connector #1	PV26C
	Passenger's Side, Use preinstalled connector #1	PV20C
	Rear	PVRC12
Freelander		
2005-02	Driver's Side, Use preinstalled connector #1	PV22C
	Passenger's Side, Use preinstalled connector #1	PV21C
LR2		
2014-08	Rear	PVR131
2015-08	Driver's Side, Use connector #2	PV24C
	Passenger's Side, Use connector #2	PV20C
LR3		
2009-05	Driver's Side, Use preinstalled connector #1	PV22C
	Passenger's Side, Use preinstalled connector #1	PV22C
LR4		
2016-10	Driver's Side, Use preinstalled connector #1	PV22C
	Passenger's Side, Use preinstalled connector #1	PV22C
Range Rover		
2001-95	Driver's Side, Use preinstalled connector #1	PV22C
	Passenger's Side, Use preinstalled connector #1	PV22C
2016-13	Driver's Side, Use preinstalled connector #1	PV24C
	Passenger's Side, Use preinstalled connector #1	PV20C
2021-17	Driver's Side, Use connector #6	PV24C
	Passenger's Side, Use connector #6	PV20C
Range Rover Evoque		
2016-12	Passenger's Side, Use connector #2	PV22C
	Rear	PVR10A
2018-17	Sport Utility Rear	PVR10A
2019-12	Driver's Side, Use connector #2	PV24C


*13 Remove plastic guide from wiper arm


*20 Wiper blade slightly shorter than original part

		Perfect View
2019-17	Passenger's Side, Use connector #2	PV21C
2023-20	Driver's Side, Use connector #4	PV26C
	Passenger's Side, Use connector #4	PV21C
Range Rover Sport		
2013-06	Driver's Side, Use preinstalled connector #1	PV22C
	Passenger's Side, Use preinstalled connector #1	PV22C
2016-14	Driver's Side, Use preinstalled connector #1	PV24C
	Passenger's Side, Use preinstalled connector #1	PV20C
2023-17	Driver's Side, Use connector #6	PV24C
	Passenger's Side, Use connector #6	PV20C
Range Rover Velar		
2024-18	Driver's Side, Use connector #2	PV26C
	Passenger's Side, Use connector #2	PV19C
Lexus		
CT200h		
2017-11	Driver's Side, Use preinstalled connector #1	PV26C
	Passenger's Side, Use preinstalled connector #1	PV18C
ES250		
2024-21	Driver's Side, Use preinstalled connector #1	PV26C
	Passenger's Side, Use preinstalled connector #1	PV18C
ES300		
1996-92	Driver's Side, Use preinstalled connector #1	PV21C
	Passenger's Side, Use preinstalled connector #1	PV19C
2001-97	Driver's Side, Use preinstalled connector #1	PV22C
	Passenger's Side, Use preinstalled connector #1	PV18C
2003-02	Driver's Side, Use preinstalled connector #1	PV24C
	Passenger's Side, Use preinstalled connector #1	PV20C
ES300h		
2024-13	Driver's Side, Use preinstalled connector #1	PV26C
	Passenger's Side, Use preinstalled connector #1	PV18C
ES330		
2006-04	Driver's Side, Use preinstalled connector #1	PV24C
	Passenger's Side, Use preinstalled connector #1	PV20C
ES350		
2012-07	Driver's Side, Use preinstalled connector #1	PV24C
2013-07	Passenger's Side, Use preinstalled connector #1	PV19C
2024-13	Driver's Side, Use preinstalled connector #1	PV26C
2024-14	Passenger's Side, Use preinstalled connector #1	PV18C
GS F		

		Perfect View
2020-16	Driver's Side, Use preinstalled connector #1	PV26C
	Passenger's Side, Use preinstalled connector #1	PV18C
GS200t		
2017-16	Driver's Side, Use preinstalled connector #1	PV26C
	Passenger's Side, Use preinstalled connector #1	PV18C
GS300		
1997-93	Driver's Side, Use preinstalled connector #1	PV21C
2005-98	Passenger's Side, Use preinstalled connector #1	PV20C
2006-93	Passenger's Side, Use preinstalled connector #1	PV19C
2006-98	Driver's Side, Use preinstalled connector #1	PV24C
	Driver's Side, Use preinstalled connector #1	PV26C
2019-18	Passenger's Side, Use preinstalled connector #1	PV18C
	Driver's Side, Use preinstalled connector #1	PV24C
GS350		
2011-07	Driver's Side, Use preinstalled connector #1	PV19C
	Passenger's Side, Use preinstalled connector #1	PV26C
2020-13	Driver's Side, Use preinstalled connector #1	PV18C
	Passenger's Side, Use preinstalled connector #1	PV18C
GS400		
2000-98	Driver's Side, Use preinstalled connector #1	PV24C
	Passenger's Side, Use preinstalled connector #1	PV20C
GS430		
2005-01	Passenger's Side, Use preinstalled connector #1	PV20C
2007-01	Driver's Side, Use preinstalled connector #1	PV24C
2007-06	Passenger's Side, Use preinstalled connector #1	PV19C
GS450h		
2011-07	Driver's Side, Use preinstalled connector #1	PV24C
	Passenger's Side, Use preinstalled connector #1	PV19C
2018-13	Driver's Side, Use preinstalled connector #1	PV26C
	Passenger's Side, Use preinstalled connector #1	PV18C
GS460		
2011-08	Driver's Side, Use preinstalled connector #1	PV24C
	Passenger's Side, Use preinstalled connector #1	PV19C
GX460		
2023-10	Driver's Side, Use preinstalled connector #1	PV26C
	Passenger's Side, Use preinstalled connector #1	PV20C
	Rear	PVRC12
GX470		
2009-03	Driver's Side, Use preinstalled connector #1	PV22C
	Passenger's Side, Use preinstalled connector #1	PV21C
	Rear	PVR16A


*13 Remove plastic guide from wiper arm
 *20 Wiper blade slightly shorter than original part


		Perfect View
GX550		
2024	Driver's Side, Use preinstalled connector #1	PV24C
	Passenger's Side, Use preinstalled connector #1	PV20C
HS250h		
2012-10	Driver's Side, Use preinstalled connector #1	PV26C
	Passenger's Side, Use preinstalled connector #1	PV18C
IS F		
2014-08	Driver's Side, Use preinstalled connector #1	PV22C
	Passenger's Side, Use preinstalled connector #1	PV20C
IS200t		
2017-16	Driver's Side, Use preinstalled connector #1	PV24C
	Passenger's Side, Use preinstalled connector #1	PV18C
IS250		
2013-06	Passenger's Side, Use preinstalled connector #1	PV20C
2015-06	Driver's Side, Use preinstalled connector #1	PV22C
2015-14	Sedan Passenger's Side, Use preinstalled connector #1	PV18C
	Convertible Passenger's Side, Use preinstalled connector #1	PV20C
IS300		
2005-01	Driver's Side, Use preinstalled connector #1	PV22C
	Passenger's Side, Use preinstalled connector #1	PV20C
2024-16	Driver's Side, Use preinstalled connector #1	PV24C
	Passenger's Side, Use preinstalled connector #1	PV18C
IS350		
2013-06	Passenger's Side, Use preinstalled connector #1	PV20C
2015-06	Driver's Side, Use preinstalled connector #1	PV22C
2015-14	Sedan Passenger's Side, Use preinstalled connector #1	PV18C
	Convertible Passenger's Side, Use preinstalled connector #1	PV20C
2024-16	Driver's Side, Use preinstalled connector #1	PV24C
	Passenger's Side, Use preinstalled connector #1	PV18C
IS500		
2024-22	Driver's Side, Use preinstalled connector #1	PV24C
	Passenger's Side, Use preinstalled connector #1	PV18C
LFA		
2012	Driver's Side, Use preinstalled connector #1	PV24C
	Passenger's Side, Use preinstalled connector #1	PV17C
LS460		
2017-07	Driver's Side, Use preinstalled connector #1	PV24C
	Passenger's Side, Use preinstalled connector #1	PV17C
LS600h		

		Perfect View
2016-08	Driver's Side, Use preinstalled connector #1	PV24C
	Passenger's Side, Use preinstalled connector #1	PV17C
LX450		
1997-96	Driver's Side, Use preinstalled connector #1	PV18C
	Passenger's Side, Use preinstalled connector #1	PV18C
LX470		
1999-98	Driver's Side, Use preinstalled connector #1	PV20C
	Passenger's Side, Use preinstalled connector #1	PV20C
2007-00	Driver's Side, Use preinstalled connector #1	PV24C
	Passenger's Side, Use preinstalled connector #1	PV22C
LX570		
2021-08	Driver's Side, Use preinstalled connector #1	PV24C
	Passenger's Side, Use preinstalled connector #1	PV22C
	Rear	PVRC12
LX600		
2023-22	Driver's Side, Use preinstalled connector #1	PV24C
	Passenger's Side, Use preinstalled connector #1	PV22C
	Rear	PVRC12
NX200t		
2017-15	Driver's Side, Use connector #6	PV26C
	Passenger's Side, Use connector #6	PV16C
	Rear	PVRC12
NX250		
2024-22	Driver's Side, Use preinstalled connector #1	PV26C
	Passenger's Side, Use preinstalled connector #1	PV16C
NX300		
2021-18	Driver's Side, Use connector #6	PV26C
	Passenger's Side, Use connector #6	PV16C
	Rear	PVRC12
NX300h		
2021-15	Driver's Side, Use connector #6	PV26C
	Passenger's Side, Use connector #6	PV16C
	Rear	PVRC12
NX350		
2024-22	Driver's Side, Use preinstalled connector #1	PV26C
	Passenger's Side, Use preinstalled connector #1	PV16C
NX350h		
2024-22	Driver's Side, Use preinstalled connector #1	PV26C
	Passenger's Side, Use preinstalled connector #1	PV16C
NX450h+		
2024-22	Driver's Side, Use preinstalled connector #1	PV26C
	Passenger's Side, Use preinstalled connector #1	PV16C


*13 Remove plastic guide from wiper arm


*20 Wiper blade slightly shorter than original part

		Perfect View
RC F		
2023-15	Driver's Side, Use preinstalled connector #1	PV24C
	Passenger's Side, Use preinstalled connector #1	PV18C
RC200t		
2017-16	Driver's Side, Use preinstalled connector #1	PV24C
	Passenger's Side, Use preinstalled connector #1	PV18C
RC300		
2023-16	Driver's Side, Use preinstalled connector #1	PV24C
	Passenger's Side, Use preinstalled connector #1	PV18C
RC350		
2023-15	Driver's Side, Use preinstalled connector #1	PV24C
	Passenger's Side, Use preinstalled connector #1	PV18C
RX300		
2003-99	Driver's Side, Use preinstalled connector #1	PV24C
	Passenger's Side, Use preinstalled connector #1	PV21C
RX330		
2006-04	Driver's Side, Use preinstalled connector #1	PV26C
	Passenger's Side, Use preinstalled connector #1	PV22C
	Rear	PVRC14
RX350		
2009-07	Rear	PVRC14
2015-07	Passenger's Side, Use preinstalled connector #1	PV22C
2022-16	Driver's Side, Use connector #2	PV26C
	Passenger's Side, Use connector #2	PV21C
2024-07	Driver's Side, Use preinstalled connector #1	PV26C
2024-10	Rear	PVR16A
2024-23	Passenger's Side, Use preinstalled connector #1	PV18C
RX350L		
2022-18	Driver's Side, Use connector #2	PV26C
	Passenger's Side, Use connector #2	PV21C
	Rear	PVRC12
RX350h		
2024-23	Driver's Side, Use preinstalled connector #1	PV26C
	Passenger's Side, Use preinstalled connector #1	PV18C
	Rear	PVR16A
RX400h		
2008-06	Driver's Side, Use preinstalled connector #1	PV26C
	Passenger's Side, Use preinstalled connector #1	PV22C
	Rear	PVRC14
RX450h		
2015-10	Driver's Side, Use preinstalled connector #1	PV26C
	Passenger's Side, Use preinstalled connector #1	PV22C
2017-10	Rear	PVR16A

		Perfect View
2022-16	Driver's Side, Use connector #2	PV26C
	Passenger's Side, Use connector #2	PV21C
RX450h+		
2024	Driver's Side, Use preinstalled connector #1	PV26C
	Passenger's Side, Use preinstalled connector #1	PV18C
RX450hL		
2022-18	Driver's Side, Use connector #2	PV26C
	Passenger's Side, Use connector #2	PV21C
RX500h		
2024-23	Driver's Side, Use preinstalled connector #1	PV26C
	Passenger's Side, Use preinstalled connector #1	PV18C
RZ450e		
2023	Driver's Side, Use preinstalled connector #1	PV26C
	Passenger's Side, Use preinstalled connector #1	PV16C
SC300		
2000-92	Driver's Side, Use preinstalled connector #1	PV21C
	Passenger's Side, Use preinstalled connector #1	PV20C
SC400		
2000-92	Driver's Side, Use preinstalled connector #1	PV21C
	Passenger's Side, Use preinstalled connector #1	PV20C
SC430		
2010-02	Driver's Side, Use preinstalled connector #1	PV24C
	Passenger's Side, Use preinstalled connector #1	PV20C
TX350		
2024	Driver's Side, Use preinstalled connector #1	PV26C
	Passenger's Side, Use preinstalled connector #1	PV20C
TX500h		
2024	Driver's Side, Use preinstalled connector #1	PV26C
	Passenger's Side, Use preinstalled connector #1	PV20C
TX550h+		
2024	Driver's Side, Use preinstalled connector #1	PV26C
	Passenger's Side, Use preinstalled connector #1	PV20C
UX200		
2022-19	Driver's Side, Use preinstalled connector #1	PV26C
	Passenger's Side, Use preinstalled connector #1	PV16C
	Rear	PVRC12
UX250h		
2024-19	Driver's Side, Use preinstalled connector #1	PV26C
	Passenger's Side, Use preinstalled connector #1	PV16C
	Rear	PVRC12
Lincoln		
Aviator		


*13 Remove plastic guide from wiper arm
 *20 Wiper blade slightly shorter than original part


		Perfect View
2004-03	Driver's Side, Use preinstalled connector #1	PV22C
	Passenger's Side, Use preinstalled connector #1	PV22C
2005	Driver's Side, Use preinstalled connector #1	PV20C
	Passenger's Side, Use preinstalled connector #1	PV20C
2023	Driver's Side, Use connector #2	PV26C
	Passenger's Side, Use connector #2	PV21C
Blackwood		
2002	Driver's Side, Use preinstalled connector #1	PV20C
	Passenger's Side, Use preinstalled connector #1	PV20C
Continental		
1987-74	Driver's Side, Use connector #4	PV18C
	Passenger's Side, Use connector #4	PV18C
1998-93	Driver's Side, Use preinstalled connector #1	PV20C
2002-93	Passenger's Side, Use preinstalled connector #1	PV20C
2002-99	Driver's Side, Use preinstalled connector #1	PV24C
2020-17	Driver's Side, Use connector #2	PV24C
	Passenger's Side, Use connector #2	PV20C
Corsair		
2024-20	Driver's Side, Use connector #2	PV26C
	Passenger's Side, Use connector #2	PV18C
	Rear	PVRC11
LS		
2006-00	Driver's Side, Use preinstalled connector #1	PV24C
	Passenger's Side, Use preinstalled connector #1	PV19C
MKC		
2019-15	Driver's Side, Use connector #2	PV26C
	Passenger's Side, Use connector #2	PV15C
	Rear	PVRC11
MKS		
2016-09	Driver's Side, Use connector #2	PV26C
	Passenger's Side, Use connector #2	PV20C
MKT		
2018-10	Rear	PVRC121
2019-10	Driver's Side, Use connector #2	PV24C
	Passenger's Side, Use connector #2	PV22C
MKX		
2015-07	Driver's Side, Use preinstalled connector #1	PV26C
	Passenger's Side, Use preinstalled connector #1	PV20C
	Rear	PVRC14

		Perfect View
2018-16	Driver's Side, Use connector #2	PV24C
	Passenger's Side, Use connector #2	PV18C
	Rear	PVRC11
MKZ		
2012-07	Driver's Side, Use preinstalled connector #1	PV24C
	Passenger's Side, Use preinstalled connector #1	PV19C
2020-13	Driver's Side, Use connector #2	PV22C
	Passenger's Side, Use connector #2	PV20C
Mark IV		
1976-74	Driver's Side, Use connector #4	PV18C
	Passenger's Side, Use connector #4	PV18C
Mark LT		
2008-06	Driver's Side, Use preinstalled connector #1	PV20C
	Passenger's Side, Use preinstalled connector #1	PV20C
Mark V		
1979-77	Driver's Side, Use connector #4	PV18C
	Passenger's Side, Use connector #4	PV18C
Mark VI		
1983-80	Driver's Side, Use connector #4	PV18C
	Passenger's Side, Use connector #4	PV18C
Mark VII		
1992-84	Driver's Side, Use connector #4	PV18C
	Passenger's Side, Use connector #4	PV18C
Mark VIII		
1998-93	Driver's Side, Use preinstalled connector #1	PV22C
	Passenger's Side, Use preinstalled connector #1	PV22C
Nautilus		
2023-19	Driver's Side, Use connector #2	PV24C
	Passenger's Side, Use connector #2	PV18C
	Rear	PVRC11
Navigator		
2007-98	Driver's Side, Use preinstalled connector #1	PV20C
	Passenger's Side, Use preinstalled connector #1	PV20C
2024-08	Driver's Side, Use preinstalled connector #1	PV22C
	Passenger's Side, Use preinstalled connector #1	PV22C
2024-18	Rear	PVRC11
Town Car		
1989-81	Driver's Side, Use connector #4	PV18C
	Passenger's Side, Use connector #4	PV18C
2011-93	Driver's Side, Use preinstalled connector #1	PV22C
	Passenger's Side, Use preinstalled connector #1	PV22C


*13 Remove plastic guide from wiper arm

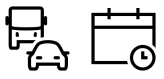
*20 Wiper blade slightly shorter than original part

		Perfect View
Versailles		
1980-77	Driver's Side, Use connector #4	PV16C
	Passenger's Side, Use connector #4	PV16C
Zephyr		
2006	Driver's Side, Use preinstalled connector #1	PV24C
	Passenger's Side, Use preinstalled connector #1	PV19C
Lotus		
Elise		
2011-05	Center, Use preinstalled connector #1	PV26C
Esprit		
2000	Center, Use preinstalled connector #1	PV24C
2000-95	Rear	PVRC121
Europa		
1975-74	Driver's Side, Use preinstalled connector #1	PV16C
	Passenger's Side, Use preinstalled connector #1	PV16C
Evora		
2014-10	Center, Use preinstalled connector #1	PV26C
Exige		
2010-06	Center, Use preinstalled connector #1	PV26C
Lucid		
Air		
2024-22	Driver's Side, Use connector #2	PV26C
	Passenger's Side, Use connector #2	PV20C
MG		
MGB		
1974	Coupe Driver's Side, Use preinstalled connector #1	PV13C
	Coupe Passenger's Side, Use preinstalled connector #1	PV13C
Midget		
1979-74	Driver's Side, Use preinstalled connector #1	PV13C
	Passenger's Side, Use preinstalled connector #1	PV13C
Maserati		
228i		
1990-89	Driver's Side, Use preinstalled connector #1	PV20C
	Passenger's Side, Use preinstalled connector #1	PV20C
425		
1987-86	Driver's Side, Use preinstalled connector #1	PV20C
	Passenger's Side, Use preinstalled connector #1	PV20C
430i		
1990-89	Driver's Side, Use preinstalled connector #1	PV20C
	Passenger's Side, Use preinstalled connector #1	PV20C
Biturbo		
1987-83	Driver's Side, Use preinstalled connector #1	PV20C
	Passenger's Side, Use preinstalled connector #1	PV20C

		Perfect View
Bora		
1983-74	Driver's Side, Use preinstalled connector #1	PV18C
	Passenger's Side, Use preinstalled connector #1	PV18C
Coupe		
2007-03	Driver's Side, Use preinstalled connector #1	PV22C
	Passenger's Side, Use preinstalled connector #1	PV22C
Ghibli		
2022-14	Driver's Side, Use connector #2	PV26C
	Passenger's Side, Use connector #2	PV18C
GranSport		
2006 Coupe	Passenger's Side, Use preinstalled connector #1	PV22C
	Driver's Side, Use preinstalled connector #1	PV22C
2007-05	Passenger's Side, Use preinstalled connector #1	PV22C
	Driver's Side, Use preinstalled connector #1	PV22C
GranTurismo		
2017-08	Passenger's Side, Use preinstalled connector #1	PV17C
2024	Passenger's Side, Use preinstalled connector #1	PV16C
2024-08	Driver's Side, Use preinstalled connector #1	PV26C
Indy		
1974	Driver's Side, Use preinstalled connector #1	PV18C
	Passenger's Side, Use preinstalled connector #1	PV18C
Khamsin		
1979-74	Driver's Side, Use preinstalled connector #1	PV18C
	Passenger's Side, Use preinstalled connector #1	PV18C
Levante		
2022-17	Driver's Side, Use connector #2	PV26C
	Passenger's Side, Use connector #2	PV18C
Merak		
1982-74	Driver's Side, Use preinstalled connector #1	PV18C
	Passenger's Side, Use preinstalled connector #1	PV18C
Quattroporte		
1986-79	Driver's Side, Use preinstalled connector #1	PV18C
	Passenger's Side, Use preinstalled connector #1	PV18C
2022-13	Driver's Side, Use connector #2	PV26C
	Passenger's Side, Use connector #2	PV18C
Spyder		
1991-86	Driver's Side, Use preinstalled connector #1	PV20C
	Passenger's Side, Use preinstalled connector #1	PV20C
2006-02	Driver's Side, Use preinstalled connector #1	PV22C
	Passenger's Side, Use preinstalled connector #1	PV22C
Maybach		


*13 Remove plastic guide from wiper arm
 *20 Wiper blade slightly shorter than original part


			Perfect View
57			
2012-03	Driver's Side, Use preinstalled connector #1		PV28C
	Passenger's Side, Use preinstalled connector #1		PV28C
62			
2012-03	Driver's Side, Use preinstalled connector #1		PV28C
	Passenger's Side, Use preinstalled connector #1		PV28C
Mazda			
2			
2014-11	Driver's Side, Use preinstalled connector #1		PV24C
	Passenger's Side, Use preinstalled connector #1		PV13C
	Rear		PVRC14
3			
2009-04	Driver's Side, Use preinstalled connector #1		PV21C
2013-04	Passenger's Side, Use preinstalled connector #1		PV19C
2018-09	Driver's Side, Use preinstalled connector #1		PV24C
2018-14	Passenger's Side, Use preinstalled connector #1		PV18C
	Hatchback	Rear	PVRC12
2024-04	Hatchback	Rear	PVRC14
3 Sport			
2013-09	Passenger's Side, Use preinstalled connector #1		PV19C
2018-09	Driver's Side, Use preinstalled connector #1		PV24C
2018-14	Passenger's Side, Use preinstalled connector #1		PV18C
	, Hatchback	Rear	PVRC12
2024-09	Rear		PVRC14
323			
1989-86	Driver's Side, Use preinstalled connector #1		PV18C
1995-86	Passenger's Side, Use preinstalled connector #1		PV18C
1995-90	Driver's Side, Use preinstalled connector #1		PV21C
5			
2017-06	Driver's Side, Use preinstalled connector #1		PV26C
	Passenger's Side, Use preinstalled connector #1		PV16C
	Rear		PVRC12
6			
2007-04	Hatchback	Rear	PVRC12
2008-03	Driver's Side, Use preinstalled connector #1		PV22C
2017-03	Passenger's Side, Use preinstalled connector #1		PV18C
2017-09	Driver's Side, Use preinstalled connector #1		PV24C
2021-18	Driver's Side, Use connector #6		PV24C
	Passenger's Side, Use connector #6		PV18C
626			
1987-86	Driver's Side, Use preinstalled connector #1		PV18C
	Passenger's Side, Use preinstalled connector #1		PV18C

			Perfect View
1992-88	Driver's Side, Use preinstalled connector #1		PV19C
1997-93	Driver's Side, Use preinstalled connector #1		PV21C
	Passenger's Side, Use preinstalled connector #1		PV20C
2002-88	Passenger's Side, Use preinstalled connector #1		PV19C
2002-98	Driver's Side, Use preinstalled connector #1		PV20C
808			
1977-74	Driver's Side, Use preinstalled connector #1		PV15C
	Passenger's Side, Use preinstalled connector #1		PV15C
929			
1991-88	Driver's Side, Use preinstalled connector #1		PV20C
	Passenger's Side, Use preinstalled connector #1		PV19C
1995-92	Driver's Side, Use preinstalled connector #1		PV21C
	Passenger's Side, Use preinstalled connector #1		PV20C
B1600			
1976-74	Driver's Side, Use connector #4		PV13C
	Passenger's Side, Use connector #4		PV13C
B1800			
1978-77	Driver's Side, Use connector #4		PV13C
	Passenger's Side, Use connector #4		PV13C
B2000			
1984-79	Driver's Side, Use connector #4		PV13C
	Passenger's Side, Use connector #4		PV13C
B2200			
1984-82	Driver's Side, Use connector #4		PV13C
	Passenger's Side, Use connector #4		PV13C
1992-88	Driver's Side, Use connector #4		PV18C
	Passenger's Side, Use connector #4		PV18C
1993	Driver's Side, Use preinstalled connector #1		PV18C
	Passenger's Side, Use preinstalled connector #1		PV18C
B2300			
2010-94	Driver's Side, Use preinstalled connector #1		PV18C
	Passenger's Side, Use preinstalled connector #1		PV18C
B2500			
2001-98	Driver's Side, Use preinstalled connector #1		PV18C
	Passenger's Side, Use preinstalled connector #1		PV18C
B2600			
1992-88	Driver's Side, Use connector #4		PV18C
	Passenger's Side, Use connector #4		PV18C


*13 Remove plastic guide from wiper arm


*20 Wiper blade slightly shorter than original part

		Perfect View
1993	Driver's Side, Use preinstalled connector #1	PV18C
	Passenger's Side, Use preinstalled connector #1	PV18C
B3000		
2008-94	Driver's Side, Use preinstalled connector #1	PV18C
	Passenger's Side, Use preinstalled connector #1	PV18C
B4000		
2010-94	Driver's Side, Use preinstalled connector #1	PV18C
	Passenger's Side, Use preinstalled connector #1	PV18C
CX-3		
2022-16	Driver's Side, Use preinstalled connector #1	PV22C
	Passenger's Side, Use preinstalled connector #1	PV19C
	Rear	PVRC10
CX-30		
2024-20	Driver's Side, Use preinstalled connector #1	PV26C
	Passenger's Side, Use preinstalled connector #1	PV16C
	Rear	PVRC14
CX-5		
2016-13	Driver's Side, Use preinstalled connector #1	PV24C
	Passenger's Side, Use preinstalled connector #1	PV18C
2024-13	Rear	PVRC14
2024-17	Driver's Side, Use connector #6	PV24C
	Passenger's Side, Use connector #6	PV18C
CX-50		
2025-23	Driver's Side, Use preinstalled connector #1	PV26C
	Passenger's Side	PV15C
	Rear	PVRC10
CX-7		
2012-07	Driver's Side, Use preinstalled connector #1	PV26C
	Passenger's Side, Use preinstalled connector #1	PV16C
	Rear	PVRC14
CX-9		
2015-07	Driver's Side, Use preinstalled connector #1	PV26C
	Passenger's Side, Use preinstalled connector #1	PV17C
2023-07	Rear	PVRC14
2023-16	Driver's Side, Use connector #6	PV24C
	Passenger's Side, Use connector #6	PV18C
CX-90		
2024	Driver's Side, Use preinstalled connector #1	PV26C
	Passenger's Side, Use preinstalled connector #1	PV17C
GLC		
1980-77	Driver's Side, Use preinstalled connector #1	PV15C
	Passenger's Side, Use preinstalled connector #1	PV15C
	Rear	PVR131


		Perfect View	
1983-81	Wagon	Driver's Side, Use preinstalled connector #1	PV15C
	Wagon	Passenger's Side, Use preinstalled connector #1	PV15C
	Wagon	Rear	PVR131
1985-81	Sedan	Driver's Side, Use preinstalled connector #1	PV15C
	Sedan	Passenger's Side, Use preinstalled connector #1	PV15C
MPV			
1998-89		Driver's Side, Use preinstalled connector #1	PV22C
		Passenger's Side, Use preinstalled connector #1	PV20C
2006-00		Driver's Side, Use preinstalled connector #1	PV24C
		Passenger's Side, Use preinstalled connector #1	PV24C
MX-3			
1996-92		Driver's Side, Use preinstalled connector #1	PV21C
		Passenger's Side, Use preinstalled connector #1	PV18C
MX-30 EV			
2022		Passenger's Side, Use preinstalled connector #1	PV19C
		Rear	PVRC14
MX-5 Miata			
2016-06		Passenger's Side, Use preinstalled connector #1	PV18C
2023-06		Driver's Side, Use preinstalled connector #1	PV18C
2023-17		Passenger's Side, Use preinstalled connector #1	PV19C
MX-6			
1992-88		Driver's Side, Use preinstalled connector #1	PV19C
		Passenger's Side, Use preinstalled connector #1	PV19C
1997-93		Driver's Side, Use preinstalled connector #1	PV20C
		Passenger's Side, Use preinstalled connector #1	PV20C
Miata			
2005-90		Driver's Side, Use preinstalled connector #1	PV18C
		Passenger's Side, Use preinstalled connector #1	PV18C
Millenia			
2002-95		Driver's Side, Use preinstalled connector #1	PV21C
		Passenger's Side, Use preinstalled connector #1	PV20C
Mizer			
1977-76		Driver's Side, Use preinstalled connector #1	PV15C
		Passenger's Side, Use preinstalled connector #1	PV15C
Navajo			
1994-91		Driver's Side, Use preinstalled connector #1	PV18C
		Passenger's Side, Use preinstalled connector #1	PV18C
		Rear	PVR131
Protege			
1997-90		Passenger's Side, Use preinstalled connector #1	PV18C
2003-90		Driver's Side, Use preinstalled connector #1	PV21C


*13 Remove plastic guide from wiper arm
 *20 Wiper blade slightly shorter than original part

		Perfect View
2003-98	Passenger's Side, Use preinstalled connector #1	PV19C
Protege5		
2003-02	Driver's Side, Use preinstalled connector #1	PV21C
	Passenger's Side, Use preinstalled connector #1	PV18C
	Rear	PVR131
RX-2		
1974	Driver's Side, Use preinstalled connector #1	PV15C
	Passenger's Side, Use preinstalled connector #1	PV15C
RX-3		
1978-74	Driver's Side, Use preinstalled connector #1	PV15C
	Passenger's Side, Use preinstalled connector #1	PV15C
RX-4		
1976-74	Driver's Side, Use preinstalled connector #1	PV16C
	Passenger's Side, Use preinstalled connector #1	PV16C
1978-77	Sedan Driver's Side, Use preinstalled connector #1	PV16C
	Sedan Passenger's Side, Use preinstalled connector #1	PV16C
RX-7		
1995-86	Driver's Side, Use preinstalled connector #1	PV20C
	Passenger's Side, Use preinstalled connector #1	PV20C
RX-8		
2008-04	Passenger's Side, Use preinstalled connector #1	PV18C
2011-04	Driver's Side, Use preinstalled connector #1	PV20C
2011-09	Passenger's Side, Use preinstalled connector #1	PV20C
Rotary Pickup		
1977-74	Driver's Side, Use preinstalled connector #1	PV13C
	Passenger's Side, Use preinstalled connector #1	PV13C
Tribute		
2004-01	Driver's Side, Use preinstalled connector #1	PV19C
	Passenger's Side, Use preinstalled connector #1	PV19C
2006-01	Rear	PVR10A
2006-05	Driver's Side, Use preinstalled connector #1	PV20C
	Passenger's Side, Use preinstalled connector #1	PV18C
2011-08	Driver's Side, Use connector #2	PV20C
	Passenger's Side, Use connector #2	PV20C
	Rear	PVRC121
Mercedes-Benz		
230		
1976-74	Driver's Side, Use preinstalled connector #1	PV16C
	Passenger's Side, Use preinstalled connector #1	PV16C
1978-77	Driver's Side, Use preinstalled connector #1	PV20C
	Passenger's Side, Use preinstalled connector #1	PV20C


		Perfect View
240D		
1975-74	Passenger's Side, Use preinstalled connector #1	PV16C
1976-74	Driver's Side, Use preinstalled connector #1	PV16C
1983-76	Passenger's Side, Use preinstalled connector #1	PV20C
1983-77	Driver's Side, Use preinstalled connector #1	PV20C
260E		
1989-87	Center, Use preinstalled connector #1	PV22C
280		
1976-74	Driver's Side, Use preinstalled connector #1	PV16C
	Passenger's Side, Use preinstalled connector #1	PV16C
280C		
1976-74	Driver's Side, Use preinstalled connector #1	PV16C
	Passenger's Side, Use preinstalled connector #1	PV16C
280CE		
1981-78	Driver's Side, Use preinstalled connector #1	PV20C
	Passenger's Side, Use preinstalled connector #1	PV20C
280E		
1981-77	Driver's Side, Use preinstalled connector #1	PV20C
	Passenger's Side, Use preinstalled connector #1	PV20C
280S		
1976-75	Driver's Side, Use preinstalled connector #1	PV19C
	Passenger's Side, Use preinstalled connector #1	PV18C
280SE		
1980-77	Driver's Side, Use preinstalled connector #1	PV19C
	Passenger's Side, Use preinstalled connector #1	PV18C
300CD		
1985-78	Driver's Side, Use preinstalled connector #1	PV20C
	Passenger's Side, Use preinstalled connector #1	PV20C
300D		
1985-75	Driver's Side, Use preinstalled connector #1	PV20C
	Passenger's Side, Use preinstalled connector #1	PV20C
300SD		
1980-78	Driver's Side, Use preinstalled connector #1	PV19C
	Passenger's Side, Use preinstalled connector #1	PV18C
300TD		
1985-79	Driver's Side, Use preinstalled connector #1	PV20C
	Passenger's Side, Use preinstalled connector #1	PV20C
380SL		
1985-81	Driver's Side, Use preinstalled connector #1	PV19C
	Passenger's Side, Use preinstalled connector #1	PV19C
380SLC		


*13 Remove plastic guide from wiper arm
 *20 Wiper blade slightly shorter than original part

		Perfect View
1981	Driver's Side, Use preinstalled connector #1	PV19C
	Passenger's Side, Use preinstalled connector #1	PV19C
450SE		
1976-74	Driver's Side, Use preinstalled connector #1	PV19C
	Passenger's Side, Use preinstalled connector #1	PV18C
450SEL		
1980-74	Driver's Side, Use preinstalled connector #1	PV19C
	Passenger's Side, Use preinstalled connector #1	PV18C
450SL		
1975-74	Driver's Side, Use preinstalled connector #1	PV18C
	Passenger's Side, Use preinstalled connector #1	PV18C
1980-76	Driver's Side, Use preinstalled connector #1	PV19C
	Passenger's Side, Use preinstalled connector #1	PV19C
450SLC		
1975-74	Driver's Side, Use preinstalled connector #1	PV18C
	Passenger's Side, Use preinstalled connector #1	PV18C
1980-76	Driver's Side, Use preinstalled connector #1	PV19C
	Passenger's Side, Use preinstalled connector #1	PV19C
560SL		
1989-86	Driver's Side, Use preinstalled connector #1	PV19C
	Passenger's Side, Use preinstalled connector #1	PV19C
B Electric Drive		
2015-14	Driver's Side, Use connector #2	PV26C
	Passenger's Side, Use connector #2	PV19C
B200		
2011-06	Driver's Side, Use connector #2	PV26C
	Passenger's Side, Use connector #2	PV22C
B250		
2015-13	Driver's Side, Use connector #2	PV26C
	Passenger's Side, Use connector #2	PV19C
C220		
1996-94	Center, Use preinstalled connector #1	PV22C
C250		
2012-10	Driver's Side, Use preinstalled connector #1	PV24C
	Passenger's Side, Use preinstalled connector #1	PV24C
2013	Coupe, Sedan Driver's Side, Use connector #2	PV22C
	Coupe, Sedan Passenger's Side, Use connector #2	PV22C
2014	Driver's Side, Use connector #2	PV24C
	Passenger's Side, Use connector #2	PV24C
C280		


		Perfect View
1996-94	Center, Use preinstalled connector #1	PV22C
C300		
2013	Driver's Side, Use connector #2	PV22C
	Passenger's Side, Use connector #2	PV22C
2014-10	Driver's Side, Use preinstalled connector #1	PV24C
	Passenger's Side, Use preinstalled connector #1	PV24C
C350		
2012-10	Driver's Side, Use preinstalled connector #1	PV24C
	Passenger's Side, Use preinstalled connector #1	PV24C
2013	Coupe, Sedan Driver's Side, Use connector #2	PV22C
	Coupe, Sedan Passenger's Side, Use connector #2	PV22C
2014	Driver's Side, Use connector #2	PV24C
	Passenger's Side, Use connector #2	PV24C
C36 AMG		
1996-95	Center, Use preinstalled connector #1	PV22C
C63 AMG		
2012-10	Driver's Side, Use preinstalled connector #1	PV24C
	Passenger's Side, Use preinstalled connector #1	PV24C
2013	Coupe, Sedan Driver's Side, Use connector #2	PV22C
	Coupe, Sedan Passenger's Side, Use connector #2	PV22C
2014	Driver's Side, Use connector #2	PV24C
	Passenger's Side, Use connector #2	PV24C
CL500		
2006-01	Driver's Side, Use preinstalled connector #1	PV28C
	Passenger's Side, Use preinstalled connector #1	PV28C
CL55 AMG		
2006-01	Driver's Side, Use preinstalled connector #1	PV28C
	Passenger's Side, Use preinstalled connector #1	PV28C
CL550		
2008-07	Driver's Side, Use preinstalled connector #1	PV28C
	Passenger's Side, Use preinstalled connector #1	PV28C
2014-09	Driver's Side, Use preinstalled connector #1	PV26C
	Passenger's Side, Use preinstalled connector #1	PV26C
CL600		
2008-01	Driver's Side, Use preinstalled connector #1	PV28C
	Passenger's Side, Use preinstalled connector #1	PV28C
2014-09	Driver's Side, Use preinstalled connector #1	PV26C
	Passenger's Side, Use preinstalled connector #1	PV26C
CL63 AMG		


*13 Remove plastic guide from wiper arm
*20 Wiper blade slightly shorter than original part

		Perfect View	
2008	Driver's Side, Use preinstalled connector #1	PV28C	
	Passenger's Side, Use preinstalled connector #1	PV28C	
2014-09	Driver's Side, Use preinstalled connector #1	PV26C	
	Passenger's Side, Use preinstalled connector #1	PV26C	
CL65 AMG			
2008-05	Driver's Side, Use preinstalled connector #1	PV28C	
	Passenger's Side, Use preinstalled connector #1	PV28C	
2014-09	Driver's Side, Use preinstalled connector #1	PV26C	
	Passenger's Side, Use preinstalled connector #1	PV26C	
CLA250			
2015-14	Driver's Side, Use connector #2	PV24C	
	Passenger's Side, Use connector #2	PV19C	
CLA45 AMG			
2015-14	Driver's Side, Use connector #2	PV24C	
	Passenger's Side, Use connector #2	PV19C	
CLK320			
1998	Coupe	Center, Use preinstalled connector #1	PV22C
2001-99		Center, Use preinstalled connector #1	PV22C
CLK430			
2001-00		Center, Use preinstalled connector #1	PV22C
2002-99	Coupe	Center, Use preinstalled connector #1	PV22C
CLK55 AMG			
2001		Center, Use preinstalled connector #1	PV22C
CLS400			
2017-15	Driver's Side, Use connector #2	PV24C	
	Passenger's Side, Use connector #2	PV24C	
CLS500			
2006	Driver's Side, Use preinstalled connector #1	PV26C	
	Passenger's Side, Use preinstalled connector #1	PV26C	
CLS55 AMG			
2006	Driver's Side, Use preinstalled connector #1	PV26C	
	Passenger's Side, Use preinstalled connector #1	PV26C	
CLS550			
2011-07	Driver's Side, Use preinstalled connector #1	PV26C	
	Passenger's Side, Use preinstalled connector #1	PV26C	
2014-12	Driver's Side, Use preinstalled connector #1	PV24C	
	Passenger's Side, Use preinstalled connector #1	PV24C	
2018-15	Driver's Side, Use connector #2	PV24C	
	Passenger's Side, Use connector #2	PV24C	
CLS63 AMG			

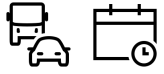
		Perfect View	
2011-07	Driver's Side, Use preinstalled connector #1	PV26C	
	Passenger's Side, Use preinstalled connector #1	PV26C	
2014-12	Driver's Side, Use preinstalled connector #1	PV24C	
	Passenger's Side, Use preinstalled connector #1	PV24C	
CLS63 AMG S			
2014	Driver's Side, Use preinstalled connector #1	PV24C	
	Passenger's Side, Use preinstalled connector #1	PV24C	
2018-15	Driver's Side, Use connector #2	PV24C	
	Passenger's Side, Use connector #2	PV24C	
E250			
2014	Sedan	Driver's Side, Use connector #2	PV24C
	Sedan	Driver's Side, Use preinstalled connector #1	PV24C
	Sedan	Passenger's Side, Use connector #2	PV24C
	Sedan	Passenger's Side, Use preinstalled connector #1	PV24C
2016-15	Driver's Side, Use connector #2	PV24C	
	Passenger's Side, Use connector #2	PV24C	
E280			
2007	Driver's Side, Use preinstalled connector #1	PV26C	
	Passenger's Side, Use preinstalled connector #1	PV26C	
E300			
1999-95		Center, Use preinstalled connector #1	PV24C
2009-08	Driver's Side, Use preinstalled connector #1	PV26C	
	Passenger's Side, Use preinstalled connector #1	PV26C	
2014-12	Driver's Side, Use preinstalled connector #1	PV24C	
	Passenger's Side, Use preinstalled connector #1	PV24C	
2016-15	Driver's Side, Use connector #2	PV24C	
	Passenger's Side, Use connector #2	PV24C	
E320			
2002-94		Center, Use preinstalled connector #1	PV24C
2009-03	Driver's Side, Use preinstalled connector #1	PV26C	
	Passenger's Side, Use preinstalled connector #1	PV26C	
E350			
2008-06	Driver's Side, Use preinstalled connector #1	PV26C	
	Passenger's Side, Use preinstalled connector #1	PV26C	
2014-09	Driver's Side, Use preinstalled connector #1	PV24C	
	Passenger's Side, Use preinstalled connector #1	PV24C	

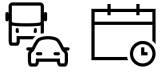
*13 Remove plastic guide from wiper arm
 *20 Wiper blade slightly shorter than original part

		Perfect View
2016-14	Driver's Side, Use connector #2	PV24C
	Passenger's Side, Use connector #2	PV24C
E400		
2013	Driver's Side, Use preinstalled connector #1	PV24C
	Passenger's Side, Use preinstalled connector #1	PV24C
2014	Sedan Driver's Side, Use connector #2	PV24C
	Sedan Driver's Side, Use preinstalled connector #1	PV24C
	Sedan Passenger's Side, Use connector #2	PV24C
	Sedan Passenger's Side, Use preinstalled connector #1	PV24C
2016-15	Driver's Side, Use connector #2	PV24C
	Passenger's Side, Use connector #2	PV24C
E420		
1997-94	Center, Use preinstalled connector #1	PV24C
E430		
2002-98	Center, Use preinstalled connector #1	PV24C
E500		
1994	Center, Use preinstalled connector #1	PV24C
2006-03	Driver's Side, Use preinstalled connector #1	PV26C
	Passenger's Side, Use preinstalled connector #1	PV26C
E55 AMG		
2002-99	Center, Use preinstalled connector #1	PV24C
2006-03	Driver's Side, Use preinstalled connector #1	PV26C
	Passenger's Side, Use preinstalled connector #1	PV26C
E550		
2008-07	Driver's Side, Use preinstalled connector #1	PV26C
	Passenger's Side, Use preinstalled connector #1	PV26C
2014-09	Driver's Side, Use preinstalled connector #1	PV24C
	Passenger's Side, Use preinstalled connector #1	PV24C
2016-14	Driver's Side, Use connector #2	PV24C
	Passenger's Side, Use connector #2	PV24C
E63 AMG		
2009-07	Driver's Side, Use preinstalled connector #1	PV26C
	Passenger's Side, Use preinstalled connector #1	PV26C
2014-10	Driver's Side, Use preinstalled connector #1	PV24C
	Passenger's Side, Use preinstalled connector #1	PV24C
2015-14	Driver's Side, Use connector #2	PV24C
	Passenger's Side, Use connector #2	PV24C
E63 AMG S		

		Perfect View
2014	Driver's Side, Use preinstalled connector #1	PV24C
	Passenger's Side, Use preinstalled connector #1	PV24C
2016-14	Driver's Side, Use connector #2	PV24C
	Passenger's Side, Use connector #2	PV24C
G500		
2008-02	Driver's Side, Use preinstalled connector #1	PV16C
	Passenger's Side, Use preinstalled connector #1	PV16C
G55 AMG		
2011-03	Driver's Side, Use preinstalled connector #1	PV16C
	Passenger's Side, Use preinstalled connector #1	PV16C
G550		
2018-09	Driver's Side, Use preinstalled connector #1	PV16C
	Passenger's Side, Use preinstalled connector #1	PV16C
G550 4x4		
2018-17	Driver's Side, Use preinstalled connector #1	PV16C
	Passenger's Side, Use preinstalled connector #1	PV16C
G63 AMG		
2014-13	Rear	PVRC121
2018-13	Driver's Side, Use preinstalled connector #1	PV16C
	Passenger's Side, Use preinstalled connector #1	PV16C
G65 AMG		
2018-16	Driver's Side, Use preinstalled connector #1	PV16C
	Passenger's Side, Use preinstalled connector #1	PV16C
GL320		
2009-07	Driver's Side, Use connector #2	PV28C
	Passenger's Side, Use connector #2	PV21C
	Rear	PVRC121
GL350		
2012-10	Driver's Side, Use connector #2	PV28C
	Passenger's Side, Use connector #2	PV21C
2016-10	Rear	PVRC121
GL450		
2012-07	Driver's Side, Use connector #2	PV28C
	Passenger's Side, Use connector #2	PV21C
2016-07	Rear	PVRC121
GL550		
2012-08	Driver's Side, Use connector #2	PV28C
	Passenger's Side, Use connector #2	PV21C
2016-08	Rear	PVRC121
GL63 AMG		
2016-13	Rear	PVRC121
GLA45 AMG		


*13 Remove plastic guide from wiper arm
 *20 Wiper blade slightly shorter than original part


		Perfect View
2015	Driver's Side, Use connector #2	PV24C
	Passenger's Side, Use connector #2	PV19C
GLE300d		
2017-16	Rear	PVRC121
GLE350		
2018-16	Rear	PVRC121
GLE350d		
2016	Rear	PVRC121
GLE400		
2018-16	Rear	PVRC121
GLE43 AMG		
2018-17	Rear	PVRC121
GLE450 AMG		
2016	Rear	PVRC121
GLE550		
2018-16	Rear	PVRC121
GLE550e		
2018-16	Rear	PVRC121
GLE63 AMG		
2018-16	Rear	PVRC121
GLE63 AMG S		
2018-16	Rear	PVRC121
GLK250		
2014-13	Driver's Side, Use preinstalled connector #1	PV22C
	Passenger's Side, Use preinstalled connector #1	PV19C
2015-13	Rear	PVRC121
2015-14	Driver's Side, Use connector #2	PV22C
	Passenger's Side, Use connector #2	PV19C
GLK350		
2014-10	Driver's Side, Use preinstalled connector #1	PV22C
	Passenger's Side, Use preinstalled connector #1	PV19C
2015-10	Rear	PVRC121
2015-14	Driver's Side, Use connector #2	PV22C
	Passenger's Side, Use connector #2	PV19C
GLS350d		
2017	Rear	PVRC121
GLS450		
2019-17	Rear	PVRC121
GLS550		
2019-17	Rear	PVRC121
GLS63 AMG		
2019-17	Rear	PVRC121
ML250		
2015	Rear	PVRC121
ML320		
2003-98	Driver's Side, Use preinstalled connector #1	PV22C
	Passenger's Side, Use preinstalled connector #1	PV22C
2009-07	Driver's Side, Use connector #2	PV28C
	Passenger's Side, Use connector #2	PV21C
	Rear	PVRC121
ML350		

		Perfect View
2005-03	Driver's Side, Use preinstalled connector #1	PV22C
	Passenger's Side, Use preinstalled connector #1	PV22C
2011-06	Driver's Side, Use connector #2	PV28C
	Passenger's Side, Use connector #2	PV21C
2015-06	Rear	PVRC121
ML400		
2015	Rear	PVRC121
ML430		
2001-99	Driver's Side, Use preinstalled connector #1	PV22C
	Passenger's Side, Use preinstalled connector #1	PV22C
ML450		
2011-10	Driver's Side, Use connector #2	PV28C
	Passenger's Side, Use connector #2	PV21C
	Rear	PVRC121
ML500		
2005-02	Driver's Side, Use preinstalled connector #1	PV22C
	Passenger's Side, Use preinstalled connector #1	PV22C
2007-06	Driver's Side, Use connector #2	PV28C
	Passenger's Side, Use connector #2	PV21C
	Rear	PVRC121
ML55 AMG		
2003-00	Driver's Side, Use preinstalled connector #1	PV22C
	Passenger's Side, Use preinstalled connector #1	PV22C
ML550		
2011-08	Driver's Side, Use connector #2	PV28C
	Passenger's Side, Use connector #2	PV21C
2015-08	Rear	PVRC121
ML63 AMG		
2011-07	Driver's Side, Use connector #2	PV28C
	Passenger's Side, Use connector #2	PV21C
2015-07	Rear	PVRC121
Maybach S550		
2017	Driver's Side, Use connector #2	PV24C
	Passenger's Side, Use connector #2	PV22C
Maybach S560		
2020-18	Driver's Side, Use connector #2	PV24C
	Passenger's Side, Use connector #2	PV22C
Maybach S580		
2023-21	Driver's Side, Use connector #2	PV24C
	Passenger's Side, Use connector #2	PV22C
Maybach S600		

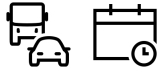
*13 Remove plastic guide from wiper arm


*20 Wiper blade slightly shorter than original part

		Perfect View
2017	Driver's Side, Use connector #2	PV24C
	Passenger's Side, Use connector #2	PV22C
Maybach S650		
2020-18	Driver's Side, Use connector #2	PV24C
	Passenger's Side, Use connector #2	PV22C
Maybach S680		
2023-22	Driver's Side, Use connector #2	PV24C
	Passenger's Side, Use connector #2	PV22C
R320		
2009-07	Driver's Side, Use connector #2	PV28C
	Passenger's Side, Use connector #2	PV21C
	Rear	PVRC121
R350		
2013-06	Driver's Side, Use connector #2	PV28C
	Passenger's Side, Use connector #2	PV21C
	Rear	PVRC121
R500		
2007-06	Driver's Side, Use connector #2	PV28C
	Passenger's Side, Use connector #2	PV21C
	Rear	PVRC121
R550		
2008	Driver's Side, Use connector #2	PV28C
	Passenger's Side, Use connector #2	PV21C
	Rear	PVRC121
R63 AMG		
2007	Driver's Side, Use connector #2	PV28C
	Passenger's Side, Use connector #2	PV21C
	Rear	PVRC121
S350		
2013-06	Driver's Side, Use preinstalled connector #1	PV26C
	Passenger's Side, Use preinstalled connector #1	PV26C
S400		
2013-10	Driver's Side, Use preinstalled connector #1	PV26C
	Passenger's Side, Use preinstalled connector #1	PV26C
S430		
2006-01	Driver's Side, Use preinstalled connector #1	PV26C
	Passenger's Side, Use preinstalled connector #1	PV26C
S450		
2011-08	Driver's Side, Use preinstalled connector #1	PV26C
	Passenger's Side, Use preinstalled connector #1	PV26C
2020-18	Driver's Side, Use connector #2	PV24C
	Passenger's Side, Use connector #2	PV22C


		Perfect View
S500		
2006-01	Driver's Side, Use preinstalled connector #1	PV26C
	Passenger's Side, Use preinstalled connector #1	PV26C
2023-21	Driver's Side, Use connector #2	PV24C
	Passenger's Side, Use connector #2	PV22C
S55 AMG		
2006-01	Driver's Side, Use preinstalled connector #1	PV26C
	Passenger's Side, Use preinstalled connector #1	PV26C
S550		
2014-07	Driver's Side, Use preinstalled connector #1	PV26C
	Passenger's Side, Use preinstalled connector #1	PV26C
	Driver's Side, Use connector #2	PV24C
2017-15	Passenger's Side, Use connector #2	PV22C
	Driver's Side, Use connector #2	PV24C
S550e		
2017-15	Driver's Side, Use connector #2	PV24C
	Passenger's Side, Use connector #2	PV22C
S560		
2021-18	Driver's Side, Use connector #2	PV24C
	Passenger's Side, Use connector #2	PV22C
S560e		
2020-19	Driver's Side, Use connector #2	PV24C
	Passenger's Side, Use connector #2	PV22C
S580		
2023-21	Driver's Side, Use connector #2	PV24C
	Passenger's Side, Use connector #2	PV22C
S580e		
2023	Driver's Side, Use connector #2	PV24C
	Passenger's Side, Use connector #2	PV22C
S600		
2013-01	Driver's Side, Use preinstalled connector #1	PV26C
	Passenger's Side, Use preinstalled connector #1	PV26C
2017-15	Driver's Side, Use connector #2	PV24C
	Passenger's Side, Use connector #2	PV22C
S63 AMG		
2014-08	Driver's Side, Use preinstalled connector #1	PV26C
	Passenger's Side, Use preinstalled connector #1	PV26C
2021-15	Driver's Side, Use connector #2	PV24C
	Passenger's Side, Use connector #2	PV22C
S65 AMG		


*13 Remove plastic guide from wiper arm
 *20 Wiper blade slightly shorter than original part

		Perfect View
2013-06	Driver's Side, Use preinstalled connector #1	PV26C
	Passenger's Side, Use preinstalled connector #1	PV26C
2020-15	Driver's Side, Use connector #2	PV24C
	Passenger's Side, Use connector #2	PV22C
SL320		
1997-94	Center, Use preinstalled connector #1	PV22C
SL500		
2000-94	Center, Use preinstalled connector #1	PV22C
2006-01	Driver's Side, Use preinstalled connector #1	PV26C
	Passenger's Side, Use preinstalled connector #1	PV26C
SL55 AMG		
2008-03	Driver's Side, Use preinstalled connector #1	PV26C
	Passenger's Side, Use preinstalled connector #1	PV26C
SL550		
2012-07	Driver's Side, Use preinstalled connector #1	PV26C
	Passenger's Side, Use preinstalled connector #1	PV26C
SL600		
2000-94	Center, Use preinstalled connector #1	PV22C
2011-01	Driver's Side, Use preinstalled connector #1	PV26C
	Passenger's Side, Use preinstalled connector #1	PV26C
SL63 AMG		
2012-09	Driver's Side, Use preinstalled connector #1	PV26C
	Passenger's Side, Use preinstalled connector #1	PV26C
SL65 AMG		
2011-05	Driver's Side, Use preinstalled connector #1	PV26C
	Passenger's Side, Use preinstalled connector #1	PV26C
SLC300		
2020-17	Driver's Side, Use connector #2	PV22C
	Passenger's Side, Use connector #2	PV22C
SLC43 AMG		
2020-17	Driver's Side, Use connector #2	PV22C
	Passenger's Side, Use connector #2	PV22C
SLK230		
2004-98	Driver's Side, Use preinstalled connector #1	PV22C
	Passenger's Side, Use preinstalled connector #1	PV22C
SLK250		
2015-12	Driver's Side, Use connector #2	PV22C
	Passenger's Side, Use connector #2	PV22C
SLK280		

		Perfect View
2008-06	Driver's Side, Use connector #2	PV22C
	Passenger's Side, Use connector #2	PV22C
SLK300		
2016-09	Driver's Side, Use connector #2	PV22C
	Passenger's Side, Use connector #2	PV22C
SLK32 AMG		
2004-02	Driver's Side, Use preinstalled connector #1	PV22C
	Passenger's Side, Use preinstalled connector #1	PV22C
SLK320		
2004-01	Driver's Side, Use preinstalled connector #1	PV22C
	Passenger's Side, Use preinstalled connector #1	PV22C
SLK350		
2016-05	Driver's Side, Use connector #2	PV22C
	Passenger's Side, Use connector #2	PV22C
SLK55 AMG		
2016-05	Driver's Side, Use connector #2	PV22C
	Passenger's Side, Use connector #2	PV22C
SLR McLaren		
2009-05	Driver's Side, Use preinstalled connector #1	PV26C
	Passenger's Side, Use preinstalled connector #1	PV26C
SLS AMG		
2015-11	Driver's Side, Use preinstalled connector #1	PV26C
	Passenger's Side, Use preinstalled connector #1	PV26C
Sprinter 2500		
2018-10	Driver's Side, Use connector #2	PV26C
	Passenger's Side, Use connector #2	PV24C
Sprinter 3500		
2018-10	Driver's Side, Use connector #2	PV26C
	Passenger's Side, Use connector #2	PV24C
Sprinter 3500XD		
2018	Driver's Side, Use connector #2	PV26C
	Passenger's Side, Use connector #2	PV24C
Mercury		
Bobcat		
1980-75	Driver's Side, Use connector #4	PV16C
	Passenger's Side, Use connector #4	PV16C
Capri		
1974	Driver's Side, Use preinstalled connector #1	PV16C
	Passenger's Side, Use preinstalled connector #1	PV16C

*13 Remove plastic guide from wiper arm
 *20 Wiper blade slightly shorter than original part

		Perfect View
1977-75	Driver's Side, Use preinstalled connector #1	PV13C
	Passenger's Side, Use preinstalled connector #1	PV13C
1986-79	Driver's Side, Use connector #4	PV16C
	Passenger's Side, Use connector #4	PV16C
1994-91	Driver's Side, Use preinstalled connector #1	PV20C
	Passenger's Side, Use preinstalled connector #1	PV18C
Colony Park		
1991-74	Driver's Side, Use connector #4	PV18C
	Passenger's Side, Use connector #4	PV18C
Comet		
1977-74	Driver's Side, Use preinstalled connector #1	PV16C
	Passenger's Side, Use preinstalled connector #1	PV16C
Cougar		
1982-74	Driver's Side, Use connector #4	PV16C
	Passenger's Side, Use connector #4	PV16C
1988-83	Driver's Side, Use connector #4	PV18C
	Passenger's Side, Use connector #4	PV18C
2002-99	Driver's Side, Use preinstalled connector #1	PV22C
	Passenger's Side, Use preinstalled connector #1	PV20C
Grand Marquis		
1991-75	Driver's Side, Use connector #4	PV18C
	Passenger's Side, Use connector #4	PV18C
2011-94	Driver's Side, Use preinstalled connector #1	PV22C
	Passenger's Side, Use preinstalled connector #1	PV22C
LN7		
1983-82	Driver's Side, Use connector #4	PV18C
	Passenger's Side, Use connector #4	PV18C
Lynx		
1987-81	Driver's Side, Use connector #4	PV18C
	Passenger's Side, Use connector #4	PV18C
Marauder		
2004-03	Driver's Side, Use connector #4	PV22C
	Passenger's Side, Use connector #4	PV22C
Mariner		
2007-05	Driver's Side, Use preinstalled connector #1	PV20C
	Passenger's Side, Use preinstalled connector #1	PV18C
	Rear	PVR10A

		Perfect View
2011-08	Driver's Side, Use connector #2	PV20C
	Passenger's Side, Use connector #2	PV20C
	Rear	PVRC121
Marquis		
1986-74	Driver's Side, Use connector #4	PV18C
	Passenger's Side, Use connector #4	PV18C
Milan		
2011-06	Driver's Side, Use preinstalled connector #1	PV24C
	Passenger's Side, Use preinstalled connector #1	PV19C
Monarch		
1980-75	Driver's Side, Use connector #4	PV16C
	Passenger's Side, Use connector #4	PV16C
Montego		
1976-74	Driver's Side, Use connector #4	PV16C
	Passenger's Side, Use connector #4	PV16C
2006-05	Driver's Side, Use preinstalled connector #1	PV24C
	Passenger's Side, Use preinstalled connector #1	PV20C
2007	Driver's Side, Use connector #2	PV24C
	Passenger's Side, Use connector #2	PV20C
Monterey		
1974	Driver's Side, Use connector #4	PV18C
	Passenger's Side, Use connector #4	PV18C
2007-04	Driver's Side, Use preinstalled connector #1	PV24C
	Passenger's Side, Use preinstalled connector #1	PV20C
Mountaineer		
2001-97	Driver's Side, Use preinstalled connector #1	PV18C
	Passenger's Side, Use preinstalled connector #1	PV18C
2004-02	Driver's Side, Use preinstalled connector #1	PV22C
	Passenger's Side, Use preinstalled connector #1	PV22C
2010-05	Driver's Side, Use preinstalled connector #1	PV20C
	Passenger's Side, Use preinstalled connector #1	PV20C
2010-06	Rear	PVR131
Mystique		
2000-95	Driver's Side, Use preinstalled connector #1	PV22C
	Passenger's Side, Use preinstalled connector #1	PV20C
Sable		
1991-86	Driver's Side, Use connector #4	PV20C
	Passenger's Side, Use connector #4	PV20C
1995-92	Driver's Side, Use preinstalled connector #1	PV20C


*13 Remove plastic guide from wiper arm
 *20 Wiper blade slightly shorter than original part


		Perfect View	
2005-92		Passenger's Side, Use preinstalled connector #1	PV20C
2005-96		Driver's Side, Use preinstalled connector #1	PV24C
2009-08		Driver's Side, Use connector #2	PV24C
		Passenger's Side, Use connector #2	PV20C
Topaz			
1984		Driver's Side, Use connector #4	PV18C
		Passenger's Side, Use connector #4	PV18C
1985		Driver's Side, Use connector #4	PV19C
		Passenger's Side, Use connector #4	PV19C
1994-86		Driver's Side, Use connector #4	PV20C
		Passenger's Side, Use connector #4	PV20C
Tracer			
1990-87		Driver's Side, Use connector #4	PV18C
		Passenger's Side, Use connector #4	PV18C
		Rear	PVR131
1999-91	Wagon	Rear	PVR131
1999-94		Driver's Side, Use preinstalled connector #1	PV20C
		Passenger's Side, Use preinstalled connector #1	PV18C
Villager			
2002-93		Driver's Side, Use preinstalled connector #1	PV22C
		Passenger's Side, Use preinstalled connector #1	PV22C
		Rear	PVR131
Zephyr			
1981	Coupe, Sedan	Driver's Side, Use connector #4	PV16C
	Coupe, Sedan	Passenger's Side, Use connector #4	PV16C
1983-78		Driver's Side, Use connector #4	PV16C
		Passenger's Side, Use connector #4	PV16C
Merkur			
Scorpio			
1989-88		Driver's Side, Use preinstalled connector #1	PV20C
		Passenger's Side, Use preinstalled connector #1	PV20C
XR4Ti			
1989-85		Driver's Side, Use preinstalled connector #1	PV20C
		Passenger's Side, Use preinstalled connector #1	PV20C
Mini			
Cooper			
2012	Wagon	Driver's Side, Use preinstalled connector #1	PV18C
	Wagon	Passenger's Side, Use preinstalled connector #1	PV19C
2015	Coupe	Driver's Side, Use connector #2	PV20C
	Coupe	Passenger's Side, Use connector #2	PV20C

		Perfect View	
2022-02		Driver's Side, Use preinstalled connector #1	PV18C
		Passenger's Side, Use preinstalled connector #1	PV19C
2024-07	Hatchback	Rear	PVRC10
2024-15	Convertible, Hatchback	Driver's Side, Use preinstalled connector #1	PV18C
	Convertible, Hatchback	Passenger's Side, Use preinstalled connector #1	PV19C
Cooper Clubman			
2023-16		Driver's Side, Use connector #4	PV22C
		Passenger's Side, Use connector #4	PV20C
		Rear	PVRC10
Cooper Countryman			
2016-11		Driver's Side, Use connector #2	PV19C
		Passenger's Side, Use connector #2	PV20C
		Rear	PVRC10
Cooper Paceman			
2016-13		Driver's Side, Use connector #2	PV19C
		Passenger's Side, Use connector #2	PV20C
		Rear	PVRC11
Mitsubishi			
3000GT			
1999-91		Driver's Side, Use preinstalled connector #1	PV21C
		Passenger's Side, Use preinstalled connector #1	PV20C
Diamante			
1996-92		Driver's Side, Use preinstalled connector #1	PV20C
		Passenger's Side, Use preinstalled connector #1	PV19C
2004-97		Driver's Side, Use preinstalled connector #1	PV22C
		Passenger's Side, Use preinstalled connector #1	PV20C
Eclipse			
1994-92		Driver's Side, Use preinstalled connector #1	PV20C
		Passenger's Side, Use preinstalled connector #1	PV20C
2005-00		Passenger's Side, Use preinstalled connector #1	PV21C
2012-95		Driver's Side, Use preinstalled connector #1	PV24C
		Passenger's Side, Use preinstalled connector #1	PV22C
Eclipse Cross			
2020-18		Rear	PVRC10
2024-18		Driver's Side, Use preinstalled connector #1	PV24C
		Passenger's Side, Use preinstalled connector #1	PV20C
2024-22		Rear	PVRC12
Endeavor			
2008-04		Rear	PVRC14
2011-04		Driver's Side, Use preinstalled connector #1	PV26C
		Passenger's Side, Use preinstalled connector #1	PV21C
2011-10		Rear	PVRC12
Expo			


*13 Remove plastic guide from wiper arm


*20 Wiper blade slightly shorter than original part

		Perfect View
1995-92	Driver's Side, Use preinstalled connector #1	PV22C
	Passenger's Side, Use preinstalled connector #1	PV18C
Expo LRV		
1994-92	Driver's Side, Use preinstalled connector #1	PV22C
	Passenger's Side, Use preinstalled connector #1	PV18C
Galant		
1993-90	Driver's Side, Use preinstalled connector #1	PV19C
1998-94	Driver's Side, Use preinstalled connector #1	PV21C
2003-90	Passenger's Side, Use preinstalled connector #1	PV18C
2003-99	Driver's Side, Use preinstalled connector #1	PV24C
2012-04	Driver's Side, Use preinstalled connector #1	PV26C
2012-94	Passenger's Side, Use preinstalled connector #1	PV19C
Lancer		
2007-02	Driver's Side, Use preinstalled connector #1	PV24C
2009 Hatchback	Rear	PVR131
2011-10 Wagon	Rear	PVR131
2015-10 Hatchback	Rear	PVRC14
2017-02	Passenger's Side, Use preinstalled connector #1	PV18C
2017-08	Driver's Side, Use preinstalled connector #1	PV26C
Mirage		
1990	Sedan Driver's Side, Use preinstalled connector #1	PV20C
	Sedan Passenger's Side, Use preinstalled connector #1	PV17C
1990-89 Hatchback	Rear	PVR131
1992-91	Passenger's Side, Use preinstalled connector #1	PV17C
1996-91	Driver's Side, Use preinstalled connector #1	PV20C
2002-93	Passenger's Side, Use preinstalled connector #1	PV19C
2002-97	Driver's Side, Use preinstalled connector #1	PV21C
2024-14	Driver's Side, Use preinstalled connector #1	PV24C
	Passenger's Side, Use preinstalled connector #1	PV16C
	Rear	PVRC12
Mirage G4		
2024-17	Driver's Side, Use preinstalled connector #1	PV24C
	Passenger's Side, Use preinstalled connector #1	PV16C
Montero		
1991-83	Driver's Side, Use preinstalled connector #1	PV16C
	Passenger's Side, Use preinstalled connector #1	PV16C
2000-92	Driver's Side, Use preinstalled connector #1	PV19C
	Passenger's Side, Use preinstalled connector #1	PV19C
2006-01	Driver's Side, Use preinstalled connector #1	PV20C
	Passenger's Side, Use preinstalled connector #1	PV20C


		Perfect View
Montero Sport		
2004-97	Driver's Side, Use preinstalled connector #1	PV20C
	Passenger's Side, Use preinstalled connector #1	PV20C
Outlander		
2006-03	Driver's Side, Use preinstalled connector #1	PV22C
	Passenger's Side, Use preinstalled connector #1	PV19C
	Rear	PVRC14
2013-07	Driver's Side, Use preinstalled connector #1	PV24C
	Passenger's Side, Use preinstalled connector #1	PV21C
2020-07	Rear	PVRC12
2020-14	Driver's Side, Use preinstalled connector #1	PV26C
	Passenger's Side, Use preinstalled connector #1	PV18C
Outlander PHEV		
2021-18	Driver's Side, Use preinstalled connector #1	PV26C
	Passenger's Side, Use preinstalled connector #1	PV18C
	Rear	PVRC12
Outlander Sport		
2024-11	Driver's Side, Use preinstalled connector #1	PV24C
	Passenger's Side, Use preinstalled connector #1	PV21C
	Rear	PVRC10
Precis		
1989-87	Driver's Side, Use preinstalled connector #1	PV17C
	Passenger's Side, Use preinstalled connector #1	PV17C
1994-90	Driver's Side, Use preinstalled connector #1	PV18C
	Passenger's Side, Use preinstalled connector #1	PV18C
RVR		
2017-11	Driver's Side, Use preinstalled connector #1	PV24C
	Passenger's Side, Use preinstalled connector #1	PV21C
	Rear	PVRC10
Raider		
2009-06	Driver's Side, Use preinstalled connector #1	PV21C
	Passenger's Side, Use preinstalled connector #1	PV21C
i-MiEV		
2017-12	Driver's Side, Use preinstalled connector #1	PV24C
	Passenger's Side, Use preinstalled connector #1	PV20C
	Rear	PVRC12
Nissan		
200SX		
1988-84	Passenger's Side, Use preinstalled connector #1	PV21C
1998-84	Driver's Side, Use preinstalled connector #1	PV21C
1998-95	Passenger's Side, Use preinstalled connector #1	PV19C
210		


*13 Remove plastic guide from wiper arm
 *20 Wiper blade slightly shorter than original part

		Perfect View
1982-79	Driver's Side, Use preinstalled connector #1	PV16C
	Passenger's Side, Use preinstalled connector #1	PV16C
240SX		
1994-89	Driver's Side, Use preinstalled connector #1	PV20C
1998-89	Passenger's Side, Use preinstalled connector #1	PV20C
1998-95	Driver's Side, Use preinstalled connector #1	PV21C
260Z		
1975-74	Driver's Side, Use preinstalled connector #1	PV18C
	Passenger's Side, Use preinstalled connector #1	PV18C
280Z		
1976-75	Driver's Side, Use preinstalled connector #1	PV18C
	Passenger's Side, Use preinstalled connector #1	PV18C
300ZX		
1989-86	Driver's Side, Use preinstalled connector #1	PV19C
	Passenger's Side, Use preinstalled connector #1	PV19C
1996-90	Driver's Side, Use preinstalled connector #1	PV21C
	Passenger's Side, Use preinstalled connector #1	PV21C
310		
1982-79	Driver's Side, Use preinstalled connector #1	PV17C
	Passenger's Side, Use preinstalled connector #1	PV17C
350Z		
2009-03	Driver's Side, Use preinstalled connector #1	PV20C
	Passenger's Side, Use preinstalled connector #1	PV18C
370Z		
2016-09	Driver's Side, Use preinstalled connector #1	PV21C
2018-17	Coupe Driver's Side, Use preinstalled connector #1	PV21C
	Convertible Driver's Side, Use preinstalled connector #1	PV22C
2018-17	Convertible, Coupe Passenger's Side, Use preinstalled connector #1	PV19C
	2020-09	Passenger's Side, Use preinstalled connector #1
2020-19	Driver's Side, Use preinstalled connector #1	PV22C
610		
1976-74	Driver's Side, Use preinstalled connector #1	PV16C
	Passenger's Side, Use preinstalled connector #1	PV16C
710		
1977-74	Driver's Side, Use preinstalled connector #1	PV16C
	Passenger's Side, Use preinstalled connector #1	PV16C
720		
1986-80	Driver's Side, Use preinstalled connector #1	PV16C
	Passenger's Side, Use preinstalled connector #1	PV16C
810		

		Perfect View
1980-77	Wagon Driver's Side, Use preinstalled connector #1	PV18C
	Wagon Passenger's Side, Use preinstalled connector #1	PV18C
1981	Driver's Side, Use preinstalled connector #1	PV18C
	Passenger's Side, Use preinstalled connector #1	PV18C
ARIYA		
2024	Driver's Side, Use preinstalled connector #1	PV26C
	Passenger's Side, Use preinstalled connector #1	PV18C
Altima		
2001-93	Driver's Side, Use preinstalled connector #1	PV21C
	Passenger's Side, Use preinstalled connector #1	PV20C
2013	Sedan Passenger's Side, Use preinstalled connector #1	PV16C
	Coupe Passenger's Side, Use preinstalled connector #1	PV17C
2018-07	Driver's Side, Use preinstalled connector #1	PV28C
2018-14	Passenger's Side, Use preinstalled connector #1	PV16C
2024-02	Driver's Side, Use preinstalled connector #1	PV26C
	Passenger's Side, Use preinstalled connector #1	PV17C
Altra EV		
2001-99	Driver's Side, Use preinstalled connector #1	PV22C
	Passenger's Side, Use preinstalled connector #1	PV18C
Armada		
2015-05	Passenger's Side, Use preinstalled connector #1	PV22C
2018-17	Passenger's Side, Use preinstalled connector #1	PV19C
2024-05	Driver's Side, Use preinstalled connector #1	PV24C
	Rear	PVRC12
2024-19	Passenger's Side, Use preinstalled connector #1	PV20C
Axxess		
1995-90	Driver's Side, Use preinstalled connector #1	PV22C
	Passenger's Side, Use preinstalled connector #1	PV21C
B210		
1978-74	Driver's Side, Use preinstalled connector #1	PV16C
	Passenger's Side, Use preinstalled connector #1	PV16C
Cube		
2014-09	Driver's Side, Use preinstalled connector #1	PV20C
	Passenger's Side, Use preinstalled connector #1	PV20C
	Rear	PVRC12
D21		
1994-86	Driver's Side, Use preinstalled connector #1	PV19C
	Passenger's Side, Use preinstalled connector #1	PV19C
F10		



*13 Remove plastic guide from wiper arm
*20 Wiper blade slightly shorter than original part

		Perfect View
1978-76	Driver's Side, Use preinstalled connector #1	PV13C
	Passenger's Side, Use preinstalled connector #1	PV13C
Frontier		
2004-98	Driver's Side, Use preinstalled connector #1	PV19C
	Passenger's Side, Use preinstalled connector #1	PV19C
2024-05	Driver's Side, Use preinstalled connector #1	PV24C
	Passenger's Side, Use preinstalled connector #1	PV18C
GT-R		
2014-09	Passenger's Side, Use preinstalled connector #1	PV19C
2023-09	Driver's Side, Use preinstalled connector #1	PV22C
2023-15	Passenger's Side, Use preinstalled connector #1	PV22C
Juke		
2017-11	Driver's Side, Use preinstalled connector #1	PV22C
	Passenger's Side, Use preinstalled connector #1	PV13C
	Rear	PVRC121
Kicks		
2024-18	Driver's Side, Use preinstalled connector #1	PV26C
	Passenger's Side, Use preinstalled connector #1	PV16C
	Rear	PVRC121
LEAF		
2018-11	Rear	PVRC10
2024-11	Driver's Side, Use preinstalled connector #1	PV26C
	Passenger's Side, Use preinstalled connector #1	PV16C
2024-19	Rear	PVRC14
Maxima		
1983-81	Driver's Side, Use preinstalled connector #1	PV18C
	Passenger's Side, Use preinstalled connector #1	PV18C
1988-85	Driver's Side, Use preinstalled connector #1	PV19C
	Passenger's Side, Use preinstalled connector #1	PV19C
1994-89	Driver's Side, Use preinstalled connector #1	PV21C
	Passenger's Side, Use preinstalled connector #1	PV20C
1999-95	Driver's Side, Use preinstalled connector #1	PV22C
	Passenger's Side, Use preinstalled connector #1	PV21C
2008-00	Driver's Side, Use preinstalled connector #1	PV26C
2014-00	Passenger's Side, Use preinstalled connector #1	PV17C
2023-09	Driver's Side, Use preinstalled connector #1	PV28C
2023-16	Passenger's Side, Use preinstalled connector #1	PV16C
Micra		
1991-84	Driver's Side, Use preinstalled connector #1	PV18C
	Passenger's Side, Use preinstalled connector #1	PV18C

		Perfect View
2019-15	Driver's Side, Use preinstalled connector #1	PV24C
	Passenger's Side, Use preinstalled connector #1	PV13C
	Rear	PVRC12
Multi		
1988-86	Driver's Side, Use preinstalled connector #1	PV19C
	Passenger's Side, Use preinstalled connector #1	PV19C
Murano		
2007-03	Rear	PVRC14
2014-09	Passenger's Side, Use preinstalled connector #1	PV16C
2014-11	Sport Utility Rear	PVRC12
2023-09	Rear	PVRC12
2024-03	Driver's Side, Use preinstalled connector #1	PV26C
	Passenger's Side, Use preinstalled connector #1	PV18C
NV1500		
2021-12	Driver's Side, Use preinstalled connector #1	PV21C
	Passenger's Side, Use preinstalled connector #1	PV21C
NV200		
2017-14	Mini Passenger Van Rear	PVRC14
2020-18	Rear	PVRC14
2021-13	Driver's Side, Use preinstalled connector #1	PV22C
	Passenger's Side, Use preinstalled connector #1	PV16C
NV2500		
2021-12	Driver's Side, Use preinstalled connector #1	PV21C
	Passenger's Side, Use preinstalled connector #1	PV21C
NV3500		
2021-12	Driver's Side, Use preinstalled connector #1	PV21C
	Passenger's Side, Use preinstalled connector #1	PV21C
NX		
1993-91	Driver's Side, Use preinstalled connector #1	PV20C
	Passenger's Side, Use preinstalled connector #1	PV19C
Pathfinder		
1995-87	Driver's Side, Use preinstalled connector #1	PV19C
	Passenger's Side, Use preinstalled connector #1	PV19C
	Rear	PVR131
	Driver's Side, Use preinstalled connector #1	PV22C
2004-96	Passenger's Side, Use preinstalled connector #1	PV21C
	Rear	PVR10A
2012-05	Driver's Side, Use preinstalled connector #1	PV24C
	Passenger's Side, Use preinstalled connector #1	PV18C
2019-13	Rear	PVRC12
	Rear	PVRC121


*13 Remove plastic guide from wiper arm
 *20 Wiper blade slightly shorter than original part


 		Perfect View
2020-13	Driver's Side, Use preinstalled connector #1	PV26C
	Passenger's Side, Use preinstalled connector #1	PV17C
2024-20	Rear	PVRC10
2024-22	Driver's Side, Use connector #2	PV26C
	Passenger's Side, Use connector #2	PV19C
Pathfinder Armada		
2004	Driver's Side, Use preinstalled connector #1	PV24C
	Passenger's Side, Use preinstalled connector #1	PV22C
	Rear	PVRC12
Pickup		
1997-95	Driver's Side, Use preinstalled connector #1	PV19C
	Passenger's Side, Use preinstalled connector #1	PV19C
Pulsar		
1983	Driver's Side, Use preinstalled connector #1	PV18C
	Passenger's Side, Use preinstalled connector #1	PV18C
Pulsar NX		
1985-83	Driver's Side, Use preinstalled connector #1	PV18C
1986	Driver's Side, Use preinstalled connector #1	PV19C
1986-83	Passenger's Side, Use preinstalled connector #1	PV18C
1990-87	Driver's Side, Use preinstalled connector #1	PV21C
	Passenger's Side, Use preinstalled connector #1	PV21C
Qashqai		
2021-17	Driver's Side, Use preinstalled connector #1	PV28C
	Passenger's Side, Use preinstalled connector #1	PV18C
2022	Driver's Side, Use preinstalled connector #1	PV26C
	Passenger's Side, Use preinstalled connector #1	PV17C
2022-17	Rear	PVRC121
Quest		
2002-93	Driver's Side, Use preinstalled connector #1	PV22C
	Passenger's Side, Use preinstalled connector #1	PV22C
	Rear	PVR131
2009-04	Driver's Side, Use preinstalled connector #1	PV28C
	Passenger's Side, Use preinstalled connector #1	PV18C
	Rear	PVRC14
2017-11	Driver's Side, Use preinstalled connector #1	PV26C
	Passenger's Side, Use preinstalled connector #1	PV19C
	Rear	PVRC12
Rogue		
2013-08	Passenger's Side, Use preinstalled connector #1	PV15C
2023-08	Rear	PVRC121
2024-08	Driver's Side, Use preinstalled connector #1	PV26C

 		Perfect View
2024-14	Passenger's Side, Use preinstalled connector #1	PV17C
Rogue Select		
2015-14	Driver's Side, Use preinstalled connector #1	PV26C
	Passenger's Side, Use preinstalled connector #1	PV13C
	Rear	PVRC121
Rogue Sport		
2021-17	Driver's Side, Use preinstalled connector #1	PV28C
	Passenger's Side, Use preinstalled connector #1	PV18C
	Rear	PVRC121
Sentra		
1986-85	Driver's Side, Use preinstalled connector #1	PV18C
1990-85	Passenger's Side, Use preinstalled connector #1	PV18C
1990-87	Driver's Side, Use preinstalled connector #1	PV19C
1994-91	Driver's Side, Use preinstalled connector #1	PV20C
1999-91	Passenger's Side, Use preinstalled connector #1	PV19C
1999-95	Driver's Side, Use preinstalled connector #1	PV21C
2002-00	Passenger's Side, Use preinstalled connector #1	PV16C
2006-00	Driver's Side, Use preinstalled connector #1	PV22C
2019-13	Driver's Side, Use preinstalled connector #1	PV28C
	Passenger's Side, Use preinstalled connector #1	PV15C
2024-03	Passenger's Side, Use preinstalled connector #1	PV17C
2024-07	Driver's Side, Use preinstalled connector #1	PV26C
Stanza		
1986	Wagon Driver's Side, Use preinstalled connector #1	PV19C
	Wagon Passenger's Side, Use preinstalled connector #1	PV19C
1989-87	Driver's Side, Use preinstalled connector #1	PV19C
	Passenger's Side, Use preinstalled connector #1	PV19C
1992-90	Driver's Side, Use preinstalled connector #1	PV20C
	Passenger's Side, Use preinstalled connector #1	PV20C
TITAN		
2015-04	Passenger's Side, Use preinstalled connector #1	PV22C
2024-04	Driver's Side, Use preinstalled connector #1	PV24C
2024-17	Passenger's Side, Use preinstalled connector #1	PV21C
TITAN XD		
2024-16	Driver's Side, Use preinstalled connector #1	PV24C
	Passenger's Side, Use preinstalled connector #1	PV21C
Van		
1988-87	Driver's Side, Use preinstalled connector #1	PV22C
	Passenger's Side, Use preinstalled connector #1	PV19C


*13 Remove plastic guide from wiper arm


*20 Wiper blade slightly shorter than original part

		Perfect View
Versa		
2011-07	Passenger's Side, Use preinstalled connector #1	PV13C
2012	Hatchback Driver's Side, Use preinstalled connector #1	PV24C
	Hatchback Passenger's Side, Use preinstalled connector #1	PV13C
2012-07	Hatchback Rear	PVRC14
2019-12	Sedan Driver's Side, Use preinstalled connector #1	PV24C
	Sedan Passenger's Side, Use preinstalled connector #1	PV13C
2024-07	Driver's Side, Use preinstalled connector #1	PV26C
2024-20	Passenger's Side, Use preinstalled connector #1	PV18C
Versa Note		
2019-14	Driver's Side, Use preinstalled connector #1	PV28C
	Rear	PVRC12
X-Trail		
2006-05	Driver's Side, Use preinstalled connector #1	PV24C
	Passenger's Side, Use preinstalled connector #1	PV13C
	Rear	PVRC12
Xterra		
2004-00	Driver's Side, Use preinstalled connector #1	PV19C
	Passenger's Side, Use preinstalled connector #1	PV19C
2015-05	Driver's Side, Use preinstalled connector #1	PV24C
	Passenger's Side, Use preinstalled connector #1	PV18C
	Rear	PVRC12
Oldsmobile		
88		
1999-92	Driver's Side, Use connector #4	PV22C
	Passenger's Side, Use connector #4	PV22C
98		
1984-74	Driver's Side, Use connector #4	PV18C
	Passenger's Side, Use connector #4	PV18C
1990-85	Driver's Side, Use connector #4	PV19C
	Passenger's Side, Use connector #4	PV19C
Achieva		
1998-92	Driver's Side, Use connector #4	PV19C
	Passenger's Side, Use connector #4	PV19C
Alero		
2004-99	Driver's Side, Use preinstalled connector #1	PV22C
	Passenger's Side, Use preinstalled connector #1	PV17C
Aurora		
2003-01	Driver's Side, Use preinstalled connector #1	PV22C
	Passenger's Side, Use preinstalled connector #1	PV22C
Bravada		

		Perfect View
1994-91	Driver's Side, Use connector #4	PV16C
	Passenger's Side, Use connector #4	PV16C
2001-91	Rear	PVR131
2001-96	Driver's Side, Use preinstalled connector #1	PV20C
	Passenger's Side, Use preinstalled connector #1	PV20C
2004-02	Driver's Side, Use preinstalled connector #1	PV22C
	Passenger's Side, Use preinstalled connector #1	PV22C
Calais		
1987-85	Driver's Side, Use connector #4	PV19C
	Passenger's Side, Use connector #4	PV19C
Custom Cruiser		
1990-74	Driver's Side, Use connector #4	PV18C
	Passenger's Side, Use connector #4	PV18C
Cutlass		
1977-74	Driver's Side, Use connector #4	PV16C
	Passenger's Side, Use connector #4	PV16C
1987-78	Driver's Side, Use connector #4	PV18C
	Passenger's Side, Use connector #4	PV18C
1999-97	Driver's Side, Use preinstalled connector #1	PV22C
	Passenger's Side, Use preinstalled connector #1	PV19C
Cutlass Calais		
1984-78	Driver's Side, Use connector #4	PV18C
	Passenger's Side, Use connector #4	PV18C
1991-88	Driver's Side, Use connector #4	PV19C
	Passenger's Side, Use connector #4	PV19C
Cutlass Ciera		
1996-82	Driver's Side, Use connector #4	PV18C
	Passenger's Side, Use connector #4	PV18C
Cutlass Cruiser		
1994-80	Driver's Side, Use connector #4	PV18C
	Passenger's Side, Use connector #4	PV18C
Cutlass Salon		
1977-75	Driver's Side, Use connector #4	PV16C
	Passenger's Side, Use connector #4	PV16C
1987-78	Driver's Side, Use connector #4	PV18C
	Passenger's Side, Use connector #4	PV18C
Cutlass Supreme		
1977-74	Driver's Side, Use connector #4	PV16C
	Passenger's Side, Use connector #4	PV16C


*13 Remove plastic guide from wiper arm
 *20 Wiper blade slightly shorter than original part


		Perfect View
1987-78	Driver's Side, Use connector #4	PV18C
	Passenger's Side, Use connector #4	PV18C
Cutlass Tiara		
1976	Driver's Side, Use connector #4	PV16C
	Passenger's Side, Use connector #4	PV16C
Delta 88		
1985-74	Driver's Side, Use connector #4	PV18C
	Passenger's Side, Use connector #4	PV18C
1991-86	Driver's Side, Use connector #4	PV19C
	Passenger's Side, Use connector #4	PV19C
Firenza		
1988-82	Driver's Side, Use connector #4	PV16C
	Passenger's Side, Use connector #4	PV16C
Intrigue		
2002-98	Driver's Side, Use preinstalled connector #1	PV22C
	Passenger's Side, Use preinstalled connector #1	PV22C
Omega		
1979-74	Driver's Side, Use connector #4	PV16C
	Passenger's Side, Use connector #4	PV16C
1984-80	Driver's Side, Use connector #4	PV18C
	Passenger's Side, Use connector #4	PV18C
Regency		
1998-97	Driver's Side, Use preinstalled connector #1	PV22C
	Passenger's Side, Use preinstalled connector #1	PV22C
Silhouette		
1996-90	Rear	PVR131
2004-97	Driver's Side, Use preinstalled connector #1	PV24C
	Passenger's Side, Use preinstalled connector #1	PV24C
Toronado		
1985-74	Driver's Side, Use connector #4	PV18C
	Passenger's Side, Use connector #4	PV18C
1992-86	Driver's Side, Use connector #4	PV19C
	Passenger's Side, Use connector #4	PV19C
Vista Cruiser		
1975-74	Driver's Side, Use connector #4	PV18C
	Passenger's Side, Use connector #4	PV18C
Opel		
1900		
1974	Driver's Side, Use preinstalled connector #1	PV16C
	Passenger's Side, Use preinstalled connector #1	PV16C

		Perfect View	
1975	Sedan	Driver's Side, Use connector #4	PV18C
	Wagon	Driver's Side, Use preinstalled connector #1	PV16C
1975	Sedan	Passenger's Side, Use connector #4	PV18C
	Wagon	Passenger's Side, Use preinstalled connector #1	PV16C
Manta			
1975-74		Driver's Side, Use preinstalled connector #1	PV16C
		Passenger's Side, Use preinstalled connector #1	PV16C
Panoz			
AIV Roadster			
2000-99		Driver's Side, Use preinstalled connector #1	PV15C
		Passenger's Side, Use preinstalled connector #1	PV15C
Esperante			
2006-01		Driver's Side, Use preinstalled connector #1	PV19C
		Passenger's Side, Use preinstalled connector #1	PV21C
2007	Convertible	Driver's Side, Use preinstalled connector #1	PV19C
	Convertible	Passenger's Side, Use preinstalled connector #1	PV21C
Peugeot			
405			
1991-89		Driver's Side, Use preinstalled connector #1	PV21C
		Passenger's Side, Use preinstalled connector #1	PV21C
1991-90	Wagon	Rear	PVR131
504			
1983-74		Driver's Side, Use preinstalled connector #1	PV16C
		Passenger's Side, Use preinstalled connector #1	PV16C
505			
1991-80		Driver's Side, Use preinstalled connector #1	PV18C
		Passenger's Side, Use preinstalled connector #1	PV18C
604			
1984-77		Driver's Side, Use preinstalled connector #1	PV18C
		Passenger's Side, Use preinstalled connector #1	PV18C
Plymouth			
Acclaim			
1995-89		Driver's Side, Use connector #4	PV18C
		Passenger's Side, Use connector #4	PV18C
Arrow			
1978-76		Driver's Side, Use connector #4	PV17C
		Passenger's Side, Use connector #4	PV17C
Arrow Pickup			
1982-79		Driver's Side, Use connector #4	PV17C
		Passenger's Side, Use connector #4	PV17C
Barracuda			


*13 Remove plastic guide from wiper arm


*20 Wiper blade slightly shorter than original part

			Perfect View
1974	Driver's Side, Use connector #4		PV16C
	Passenger's Side, Use connector #4		PV16C
Breeze			
2000-96	Driver's Side, Use preinstalled connector #1		PV22C
	Passenger's Side, Use preinstalled connector #1		PV22C
Caravelle			
1989-78	Driver's Side, Use connector #4		PV16C
	Passenger's Side, Use connector #4		PV16C
Colt			
1990-85	Hatchback	Rear	PVR131
1990-88	Wagon	Rear	PVR131
1991	Hatchback	Driver's Side, Use connector #4	PV20C
	Hatchback	Passenger's Side, Use connector #4	PV17C
1992	Passenger's Side, Use preinstalled connector #1		PV17C
1995-92	Driver's Side, Use preinstalled connector #1		PV20C
1995-93	Passenger's Side, Use preinstalled connector #1		PV19C
Cuda			
1974	Driver's Side, Use connector #4		PV16C
	Passenger's Side, Use connector #4		PV16C
Duster			
1976-74	Driver's Side, Use connector #4		PV16C
	Passenger's Side, Use connector #4		PV16C
Expo			
1989-87	Driver's Side, Use connector #4		PV16C
	Passenger's Side, Use connector #4		PV16C
Fury			
1978-74	Driver's Side, Use connector #4		PV18C
	Passenger's Side, Use connector #4		PV18C
Fury I			
1974	Driver's Side, Use connector #4		PV18C
	Passenger's Side, Use connector #4		PV18C
Fury II			
1974	Driver's Side, Use connector #4		PV18C
	Passenger's Side, Use connector #4		PV18C
Fury III			
1974	Driver's Side, Use connector #4		PV18C
	Passenger's Side, Use connector #4		PV18C
Gran Fury			
1989-74	Driver's Side, Use connector #4		PV18C
	Passenger's Side, Use connector #4		PV18C
Grand Voyager			

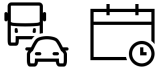
			Perfect View
1989-87	Driver's Side, Use connector #4		PV18C
	Passenger's Side, Use connector #4		PV18C
1993-90	Driver's Side, Use preinstalled connector #1		PV18C
1994-90	Passenger's Side, Use preinstalled connector #1		PV18C
1995	Passenger's Side, Use preinstalled connector #1		PV22C
1995-94	Driver's Side, Use preinstalled connector #1		PV22C
2000-96	Driver's Side, Use preinstalled connector #1		PV28C
	Passenger's Side, Use preinstalled connector #1		PV28C
Laser			
1994-92	Driver's Side, Use preinstalled connector #1		PV20C
	Passenger's Side, Use preinstalled connector #1		PV20C
Neon			
1998-95	Driver's Side, Use preinstalled connector #1		PV21C
	Passenger's Side, Use preinstalled connector #1		PV18C
2001-99	Driver's Side, Use preinstalled connector #1		PV22C
	Passenger's Side, Use preinstalled connector #1		PV19C
PB100			
1980-75	Driver's Side, Use connector #4		PV16C
	Passenger's Side, Use connector #4		PV16C
PB100 Van			
1974	Driver's Side, Use connector #4		PV16C
	Passenger's Side, Use connector #4		PV16C
PB150			
1983-81	Driver's Side, Use connector #4		PV16C
	Passenger's Side, Use connector #4		PV16C
PB200			
1980-75	Driver's Side, Use connector #4		PV16C
	Passenger's Side, Use connector #4		PV16C
PB200 Van			
1974	Driver's Side, Use connector #4		PV16C
	Passenger's Side, Use connector #4		PV16C
PB250			
1983-81	Driver's Side, Use connector #4		PV16C
	Passenger's Side, Use connector #4		PV16C
PB300			
1980-75	Driver's Side, Use connector #4		PV16C
	Passenger's Side, Use connector #4		PV16C
PB300 Van			


*13 Remove plastic guide from wiper arm
 *20 Wiper blade slightly shorter than original part

		Perfect View
1974	Driver's Side, Use connector #4	PV16C
	Passenger's Side, Use connector #4	PV16C
PB350		
1983-81	Driver's Side, Use connector #4	PV16C
	Passenger's Side, Use connector #4	PV16C
Prowler		
2000-97	Driver's Side, Use preinstalled connector #1	PV16C
2001	Driver's Side, Use preinstalled connector #1	PV17C
2001-97	Passenger's Side, Use preinstalled connector #1	PV19C
Reliant		
1989-81	Driver's Side, Use connector #4	PV16C
	Passenger's Side, Use connector #4	PV16C
	Wagon Rear	PVR131
Road Runner		
1974	Driver's Side, Use connector #4	PV16C
	Passenger's Side, Use connector #4	PV16C
1975	Driver's Side, Use connector #4	PV18C
	Passenger's Side, Use connector #4	PV18C
Satellite		
1974	Driver's Side, Use connector #4	PV16C
	Passenger's Side, Use connector #4	PV16C
Scamp		
1983-74	Driver's Side, Use preinstalled connector #1	PV15C
	Passenger's Side, Use preinstalled connector #1	PV15C
Sundance		
1994-87	Driver's Side, Use connector #4	PV18C
	Passenger's Side, Use connector #4	PV18C
Trailduster		
1981-74	Driver's Side, Use preinstalled connector #1	PV18C
	Passenger's Side, Use preinstalled connector #1	PV18C
Valiant		
1976-74	Driver's Side, Use preinstalled connector #1	PV15C
	Passenger's Side, Use preinstalled connector #1	PV15C
Volare		
1980-76	Driver's Side, Use preinstalled connector #1	PV18C
	Passenger's Side, Use preinstalled connector #1	PV18C
Voyager		
1989-84	Driver's Side, Use connector #4	PV18C
	Passenger's Side, Use connector #4	PV18C
1993-90	Driver's Side, Use preinstalled connector #1	PV18C


		Perfect View
1994-90	Passenger's Side, Use preinstalled connector #1	PV18C
1995	Passenger's Side, Use preinstalled connector #1	PV22C
1995-94	Driver's Side, Use preinstalled connector #1	PV22C
2000-96	Driver's Side, Use preinstalled connector #1	PV28C
	Passenger's Side, Use preinstalled connector #1	PV28C
Polestar		
Polestar 2		
2024-21	Driver's Side, Use connector #4	PV24C
	Passenger's Side, Use connector #4	PV19C
Pontiac		
6000		
1991-82	Driver's Side, Use connector #4	PV18C
	Passenger's Side, Use connector #4	PV18C
Acadian		
1981-76	Driver's Side, Use preinstalled connector #1	PV16C
	Passenger's Side, Use preinstalled connector #1	PV16C
1987-82	Driver's Side, Use connector #4	PV16C
	Passenger's Side, Use connector #4	PV16C
Astre		
1977-75	Driver's Side, Use connector #4	PV16C
	Passenger's Side, Use connector #4	PV16C
Aztek		
2005-01	Driver's Side, Use preinstalled connector #1	PV24C
	Passenger's Side, Use preinstalled connector #1	PV24C
Bonneville		
1975	Wagon Driver's Side, Use connector #4	PV18C
	Coupe Driver's Side, Use preinstalled connector #1	PV18C
	Wagon Passenger's Side, Use connector #4	PV18C
	Coupe Passenger's Side, Use preinstalled connector #1	PV18C
1976	Coupe Driver's Side, Use connector #4	PV18C
	Coupe Passenger's Side, Use connector #4	PV18C
1976-75	Sedan Driver's Side, Use connector #4	PV18C
	Sedan Passenger's Side, Use connector #4	PV18C
1986-74	Driver's Side, Use connector #4	PV18C
	Passenger's Side, Use connector #4	PV18C
1991-87	Driver's Side, Use connector #4	PV19C
	Passenger's Side, Use connector #4	PV19C


*13 Remove plastic guide from wiper arm
 *20 Wiper blade slightly shorter than original part

		Perfect View
2005-00	Driver's Side, Use preinstalled connector #1	PV22C
	Passenger's Side, Use preinstalled connector #1	PV22C
Catalina		
1981-74	Driver's Side, Use connector #4	PV18C
	Passenger's Side, Use connector #4	PV18C
Fiero		
1988-84	Driver's Side, Use connector #4	PV18C
	Passenger's Side, Use connector #4	PV18C
Firebird		
1976-74	Driver's Side, Use connector #4	PV16C
	Passenger's Side, Use connector #4	PV16C
1992-77	Driver's Side, Use connector #4	PV18C
	Passenger's Side, Use connector #4	PV18C
2002-98	Driver's Side, Use preinstalled connector #1	PV24C
	Passenger's Side, Use preinstalled connector #1	PV24C
Firefly		
1988-85	Sedan Driver's Side, Use connector #4	PV16C
	Hatchback Driver's Side, Use preinstalled connector #1	PV16C
1991-85	Sedan Passenger's Side, Use connector #4	PV16C
	Hatchback Passenger's Side, Use preinstalled connector #1	PV16C
1991-89	Sedan Driver's Side, Use connector #4	PV19C
	Hatchback Driver's Side, Use preinstalled connector #1	PV19C
1991-90	Convertible Driver's Side, Use connector #4	PV19C
	Convertible Passenger's Side, Use connector #4	PV16C
1994	Passenger's Side, Use preinstalled connector #1	PV18C
2000-94	Driver's Side, Use preinstalled connector #1	PV20C
2000-95	Passenger's Side, Use preinstalled connector #1	PV19C
G3		
2010-09	Driver's Side, Use preinstalled connector #1	PV22C
	Passenger's Side, Use preinstalled connector #1	PV18C
G3 Wave		
2009	Driver's Side, Use preinstalled connector #1	PV22C
	Passenger's Side, Use preinstalled connector #1	PV18C
G5		
2010-07	Driver's Side, Use preinstalled connector #1	PV22C
	Passenger's Side, Use preinstalled connector #1	PV17C
G6		

		Perfect View
2010-05	Driver's Side, Use connector #2	PV24C
	Passenger's Side, Use connector #2	PV21C
G8		
2009-08	Driver's Side, Use connector #2	PV26C
	Passenger's Side, Use connector #2	PV15C
GTO		
2006-04	Driver's Side, Use preinstalled connector #1	PV22C
	Passenger's Side, Use preinstalled connector #1	PV20C
Grand Am		
1975-74	Driver's Side, Use connector #4	PV16C
	Passenger's Side, Use connector #4	PV16C
1980-78	Driver's Side, Use connector #4	PV18C
	Passenger's Side, Use connector #4	PV18C
1998-85	Driver's Side, Use connector #4	PV19C
	Passenger's Side, Use connector #4	PV19C
2005-99	Driver's Side, Use preinstalled connector #1	PV22C
	Passenger's Side, Use preinstalled connector #1	PV17C
Grand LeMans		
1981-78	Driver's Side, Use connector #4	PV18C
	Passenger's Side, Use connector #4	PV18C
1983-75	Driver's Side, Use connector #4	PV16C
	Passenger's Side, Use connector #4	PV16C
Grand Prix		
1977-74	Driver's Side, Use connector #4	PV16C
	Passenger's Side, Use connector #4	PV16C
1987-78	Driver's Side, Use connector #4	PV18C
	Passenger's Side, Use connector #4	PV18C
2008-97	Driver's Side, Use preinstalled connector #1	PV22C
	Passenger's Side, Use preinstalled connector #1	PV22C
Grand Safari		
1976-74	Driver's Side, Use connector #4	PV18C
	Passenger's Side, Use connector #4	PV18C
1978-77	Driver's Side, Use connector #4	PV16C
	Passenger's Side, Use connector #4	PV16C
Grandville		
1975-74	Driver's Side, Use connector #4	PV18C
	Passenger's Side, Use connector #4	PV18C
J2000		


*13 Remove plastic guide from wiper arm
 *20 Wiper blade slightly shorter than original part


		Perfect View
1983-82	Driver's Side, Use connector #4	PV16C
	Passenger's Side, Use connector #4	PV16C
J2000 Sunbird		
1985-84	Driver's Side, Use connector #4	PV16C
	Passenger's Side, Use connector #4	PV16C
Laurentian		
1981-74	Driver's Side, Use connector #4	PV18C
	Passenger's Side, Use connector #4	PV18C
LeMans		
1977-74	Driver's Side, Use connector #4	PV16C
	Passenger's Side, Use connector #4	PV16C
1981-78	Driver's Side, Use connector #4	PV18C
	Passenger's Side, Use connector #4	PV18C
1993-88	Driver's Side, Use preinstalled connector #1	PV18C
	Passenger's Side, Use preinstalled connector #1	PV18C
Montana		
2004-99	Passenger's Side, Use preinstalled connector #1	PV24C
2009-05	Passenger's Side, Use preinstalled connector #1	PV22C
2009-99	Driver's Side, Use preinstalled connector #1	PV24C
Optima		
1991-88	Driver's Side, Use preinstalled connector #1	PV18C
	Passenger's Side, Use preinstalled connector #1	PV18C
Parisienne		
1986-74	Driver's Side, Use connector #4	PV18C
	Passenger's Side, Use connector #4	PV18C
Phoenix		
1979-77	Driver's Side, Use connector #4	PV16C
	Passenger's Side, Use connector #4	PV16C
1984-80	Driver's Side, Use connector #4	PV18C
	Passenger's Side, Use connector #4	PV18C
Pursuit		
2006-05	Driver's Side, Use preinstalled connector #1	PV22C
	Passenger's Side, Use preinstalled connector #1	PV17C
Safari		
1989-87	Driver's Side, Use connector #4	PV19C
	Passenger's Side, Use connector #4	PV19C
Solstice		
2009-06	Driver's Side, Use preinstalled connector #1	PV16C
	Passenger's Side, Use preinstalled connector #1	PV22C
Sunbird		

		Perfect View
1994-76	Driver's Side, Use connector #4	PV16C
	Passenger's Side, Use connector #4	PV16C
Sunburst		
1988-85	Driver's Side, Use connector #4	PV18C
	Passenger's Side, Use connector #4	PV18C
Sunfire		
2005-95	Driver's Side, Use preinstalled connector #1	PV22C
	Passenger's Side, Use preinstalled connector #1	PV17C
Sunrunner		
1997-94	Driver's Side, Use preinstalled connector #1	PV17C
	Passenger's Side, Use preinstalled connector #1	PV17C
T1000		
1987-81	Driver's Side, Use connector #4	PV16C
	Passenger's Side, Use connector #4	PV16C
Tempest		
1991-87	Driver's Side, Use preinstalled connector #1	PV18C
	Passenger's Side, Use preinstalled connector #1	PV18C
Torrent		
2009-06	Driver's Side, Use preinstalled connector #1	PV24C
	Passenger's Side, Use preinstalled connector #1	PV19C
Trans Sport		
1996-90	Rear	PVR131
1999-97	Driver's Side, Use preinstalled connector #1	PV24C
	Passenger's Side, Use preinstalled connector #1	PV24C
Ventura		
1977-74	Driver's Side, Use connector #4	PV16C
	Passenger's Side, Use connector #4	PV16C
Vibe		
2008-03	Driver's Side, Use preinstalled connector #1	PV21C
	Passenger's Side, Use preinstalled connector #1	PV18C
2010-03	Rear	PVRC11
2010-09	Driver's Side, Use preinstalled connector #1	PV26C
	Passenger's Side, Use preinstalled connector #1	PV17C
Wave		
2006-05	Passenger's Side, Use preinstalled connector #1	PV19C
2007	Passenger's Side, Use preinstalled connector #1	PV18C
2008	Sedan Passenger's Side, Use preinstalled connector #1	PV18C
	Hatchback Passenger's Side, Use preinstalled connector #1	PV19C
2008-05	Driver's Side, Use preinstalled connector #1	PV22C
Wave5		

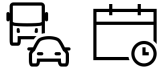
*13 Remove plastic guide from wiper arm


*20 Wiper blade slightly shorter than original part

		Perfect View
2007-05	Driver's Side, Use preinstalled connector #1	PV22C
	Passenger's Side, Use preinstalled connector #1	PV18C
Porsche		
718 Boxster		
2023-17	Driver's Side, Use connector #4	PV21C
	Passenger's Side, Use connector #4	PV22C
718 Cayman		
2023-17	Driver's Side, Use connector #4	PV21C
	Passenger's Side, Use connector #4	PV22C
718 Spyder		
2021-20	Driver's Side, Use connector #4	PV21C
2022	Driver's Side, Use connector #4	PV22C
2022-20	Passenger's Side, Use connector #4	PV22C
911		
2023-12	Driver's Side, Use connector #4	PV21C
	Passenger's Side, Use connector #4	PV22C
912		
1976	Driver's Side, Use preinstalled connector #1	PV13C
	Passenger's Side, Use preinstalled connector #1	PV13C
914		
1976-74	Driver's Side, Use preinstalled connector #1	PV13C
	Passenger's Side, Use preinstalled connector #1	PV13C
918 Spyder		
2015	Driver's Side, Use connector #4	PV21C
	Passenger's Side, Use connector #4	PV22C
924		
1988-77	Driver's Side, Use preinstalled connector #1	PV18C
	Passenger's Side, Use preinstalled connector #1	PV18C
928		
1984-78	Driver's Side, Use preinstalled connector #1	PV18C
	Passenger's Side, Use preinstalled connector #1	PV18C
1995-85	Driver's Side, Use preinstalled connector #1	PV19C
	Passenger's Side, Use preinstalled connector #1	PV19C
930		
1979-78	Driver's Side, Use preinstalled connector #1	PV13C
	Passenger's Side, Use preinstalled connector #1	PV13C
944		
1984-83	Driver's Side, Use preinstalled connector #1	PV18C
	Passenger's Side, Use preinstalled connector #1	PV18C


		Perfect View	
1988	Coupe	Driver's Side, Use preinstalled connector #1	PV19C
	Coupe	Passenger's Side, Use preinstalled connector #1	PV19C
1991-85		Driver's Side, Use preinstalled connector #1	PV19C
		Passenger's Side, Use preinstalled connector #1	PV19C
968			
1995-92		Driver's Side, Use preinstalled connector #1	PV19C
		Passenger's Side, Use preinstalled connector #1	PV19C
Boxster			
2016-13		Driver's Side, Use connector #4	PV21C
		Passenger's Side, Use connector #4	PV22C
Carrera GT			
2005-04	Convertible	Driver's Side, Use preinstalled connector #1	PV22C
	Convertible	Passenger's Side, Use preinstalled connector #1	PV22C
Cayenne			
2017-08		Driver's Side, Use preinstalled connector #1	PV26C
		Passenger's Side, Use preinstalled connector #1	PV26C
2024-18		Driver's Side, Use connector #4	PV26C
		Driver's Side, Wiper Blades Slightly Shorter Than the Original	PV26C
		Passenger's Side, Use connector #4	PV22C
		Passenger's Side, Wiper Blades Slightly Shorter Than the Original	PV22C
Cayman			
2016-14		Driver's Side, Use connector #4	PV21C
		Passenger's Side, Use connector #4	PV22C
Panamera			
2016-14		Driver's Side, Use connector #4	PV26C
		Passenger's Side, Use connector #4	PV20C
2022-17		Driver's Side, Use connector #4	PV24C
		Passenger's Side, Use connector #4	PV21C
Taycan			
2023-20		Driver's Side, Use connector #4	PV26C
		Passenger's Side, Use connector #4	PV20C
Ram			
1500			
2018-11		Driver's Side, Use preinstalled connector #1	PV22C
		Passenger's Side, Use preinstalled connector #1	PV22C
2024-19		Driver's Side, Use preinstalled connector #1	PV24C
		Passenger's Side, Use preinstalled connector #1	PV24C
1500 Classic			


*13 Remove plastic guide from wiper arm
 *20 Wiper blade slightly shorter than original part

		Perfect View
2022-19	Driver's Side, Use preinstalled connector #1	PV22C
	Passenger's Side, Use preinstalled connector #1	PV22C
2024-23	Driver's Side, Use preinstalled connector #1	PV24C
	Passenger's Side, Use preinstalled connector #1	PV24C
2500		
2024-11	Driver's Side, Use preinstalled connector #1	PV22C
	Passenger's Side, Use preinstalled connector #1	PV22C
3500		
2024-11	Driver's Side, Use preinstalled connector #1	PV22C
	Passenger's Side, Use preinstalled connector #1	PV22C
4500		
2017-11	Driver's Side, Use preinstalled connector #1	PV22C
	Passenger's Side, Use preinstalled connector #1	PV22C
5500		
2017-11	Driver's Side, Use preinstalled connector #1	PV22C
	Passenger's Side, Use preinstalled connector #1	PV22C
2021-18	Cab & Chassis - Conventional Driver's Side, Use preinstalled connector #1	PV22C
	Cab & Chassis - Conventional Passenger's Side, Use preinstalled connector #1	PV22C
2024-19	Cab & Chassis - Crew Cab Driver's Side, Use preinstalled connector #1	PV22C
	Cab & Chassis - Crew Cab Passenger's Side, Use preinstalled connector #1	PV22C
C/V		
2015-12	Driver's Side, Use preinstalled connector #1	PV26C
	Passenger's Side, Use preinstalled connector #1	PV20C
Dakota		
2011	Driver's Side, Use preinstalled connector #1	PV21C
	Passenger's Side, Use preinstalled connector #1	PV22C
ProMaster 1500		
2024-14	Driver's Side, Use preinstalled connector #1	PV26C
	Passenger's Side, Use preinstalled connector #1	PV22C
ProMaster 2500		
2024-14	Driver's Side, Use preinstalled connector #1	PV26C
	Passenger's Side, Use preinstalled connector #1	PV22C
ProMaster 3500		
2024-14	Driver's Side, Use preinstalled connector #1	PV26C
	Passenger's Side, Use preinstalled connector #1	PV22C
ProMaster City		


		Perfect View
2022-15	Driver's Side, Use connector #2	PV24C
	Passenger's Side, Use connector #2	PV16C
ProMaster EV		
2024	Driver's Side, Use preinstalled connector #1	PV26C
	Passenger's Side, Use preinstalled connector #1	PV22C
Renault		
Alliance		
1987-83	Driver's Side, Use connector #4	PV18C
	Passenger's Side, Use connector #4	PV18C
Encore		
1986-84	Driver's Side, Use connector #4	PV18C
	Passenger's Side, Use connector #4	PV18C
Fuego		
1982	Driver's Side, Use preinstalled connector #1	PV19C
	Passenger's Side, Use preinstalled connector #1	PV19C
LeCar		
1985-77	Driver's Side, Use preinstalled connector #1	PV13C
	Passenger's Side, Use preinstalled connector #1	PV13C
R15		
1975-74	Driver's Side, Use preinstalled connector #1	PV16C
	Passenger's Side, Use preinstalled connector #1	PV16C
1976	Driver's Side, Use preinstalled connector #1	PV18C
	Passenger's Side, Use preinstalled connector #1	PV18C
R17		
1976-74	Driver's Side, Use preinstalled connector #1	PV16C
	Passenger's Side, Use preinstalled connector #1	PV16C
1979-77	Driver's Side, Use preinstalled connector #1	PV18C
	Passenger's Side, Use preinstalled connector #1	PV18C
R18		
1981	Driver's Side, Use preinstalled connector #1	PV16C
	Passenger's Side, Use preinstalled connector #1	PV16C
R18i		
1986-81	Driver's Side, Use preinstalled connector #1	PV16C
	Passenger's Side, Use preinstalled connector #1	PV16C
R5		
1986-76	Driver's Side, Use preinstalled connector #1	PV16C
	Passenger's Side, Use preinstalled connector #1	PV16C
Rivian		
R1S		


*13 Remove plastic guide from wiper arm
 *20 Wiper blade slightly shorter than original part

		Perfect View
2024-22	Driver's Side, Use preinstalled connector #1	PV24C
	Passenger's Side, Use preinstalled connector #1	PV18C
R11T		
2024-22	Driver's Side, Use preinstalled connector #1	PV24C
	Passenger's Side, Use preinstalled connector #1	PV18C
Rolls-Royce		
Corniche		
2002-01	Driver's Side, Use preinstalled connector #1	PV22C
	Passenger's Side, Use preinstalled connector #1	PV22C
Silver Seraph		
2002-01	Driver's Side, Use preinstalled connector #1	PV22C
	Passenger's Side, Use preinstalled connector #1	PV22C
Saab		
9-2X		
2006-05	Driver's Side, Use preinstalled connector #1	PV22C
	Passenger's Side, Use preinstalled connector #1	PV17C
	Rear	PVRC14
9-3		
2002-99	Driver's Side, Use preinstalled connector #1	PV21C
	Passenger's Side, Use preinstalled connector #1	PV21C
2003	Convertible Driver's Side, Use preinstalled connector #1	PV21C
	Sedan Driver's Side, Use preinstalled connector #1	PV22C
	Convertible Passenger's Side, Use preinstalled connector #1	PV21C
2005-04	Passenger's Side, Use preinstalled connector #1	PV22C
2007-03	Sedan Passenger's Side, Use preinstalled connector #1	PV22C
2007-04	Driver's Side, Use preinstalled connector #1	PV22C
2007-06	Convertible, Wagon Passenger's Side, Use preinstalled connector #1	PV22C
2011-08	Driver's Side, Use connector #2	PV22C
	Passenger's Side, Use connector #2	PV22C
	Wagon Rear	PVRC121
9-3X		
2011-10	Driver's Side, Use connector #2	PV22C
	Passenger's Side, Use connector #2	PV22C
	Rear	PVRC121
9-4X		
2011	Driver's Side, Use connector #2	PV26C
	Passenger's Side, Use connector #2	PV17C
9-5		
2007-99	Driver's Side, Use preinstalled connector #1	PV22C
	Passenger's Side, Use preinstalled connector #1	PV22C

		Perfect View
2011	Driver's Side, Use preinstalled connector #1	PV24C
	Passenger's Side, Use preinstalled connector #1	PV21C
9-7x		
2009-05	Driver's Side, Use preinstalled connector #1	PV22C
	Passenger's Side, Use preinstalled connector #1	PV22C
	Rear	PVRC121
900		
1990-79	Driver's Side, Use preinstalled connector #1	PV16C
	Passenger's Side, Use preinstalled connector #1	PV16C
1993-91	Hatchback, Sedan Driver's Side, Use preinstalled connector #1	PV16C
	Convertible Driver's Side, Use preinstalled connector #1	PV18C
	Hatchback, Sedan Passenger's Side, Use preinstalled connector #1	PV16C
	Convertible Passenger's Side, Use preinstalled connector #1	PV18C
1998-94	Driver's Side, Use preinstalled connector #1	PV21C
	Passenger's Side, Use preinstalled connector #1	PV21C
9000		
1998-86	Driver's Side, Use preinstalled connector #1	PV21C
	Passenger's Side, Use preinstalled connector #1	PV21C
99		
1980-74	Driver's Side, Use preinstalled connector #1	PV15C
	Passenger's Side, Use preinstalled connector #1	PV15C
Sonett		
1974	Driver's Side, Use preinstalled connector #1	PV15C
	Passenger's Side, Use preinstalled connector #1	PV15C
Saleen		
S7		
2006-02	Driver's Side, Use preinstalled connector #1	PV21C
	Passenger's Side, Use preinstalled connector #1	PV20C
Saturn		
Astra		
2009-08	Driver's Side, Use preinstalled connector #1	PV21C
	Passenger's Side, Use preinstalled connector #1	PV17C
	Rear	PVRC121
Aura		
2009-07	Driver's Side, Use connector #2	PV24C
	Passenger's Side, Use connector #2	PV21C
Ion		
2007-03	Driver's Side, Use preinstalled connector #1	PV22C
	Passenger's Side, Use preinstalled connector #1	PV19C
L100		


*13 Remove plastic guide from wiper arm
*20 Wiper blade slightly shorter than original part


		Perfect View
2002-01	Driver's Side, Use preinstalled connector #1	PV19C
	Passenger's Side, Use preinstalled connector #1	PV19C
L200		
2003-01	Driver's Side, Use preinstalled connector #1	PV19C
	Passenger's Side, Use preinstalled connector #1	PV19C
L300		
2005-01	Driver's Side, Use preinstalled connector #1	PV19C
	Passenger's Side, Use preinstalled connector #1	PV19C
LS		
2000	Driver's Side, Use preinstalled connector #1	PV19C
	Passenger's Side, Use preinstalled connector #1	PV19C
LS1		
2000	Driver's Side, Use preinstalled connector #1	PV19C
	Passenger's Side, Use preinstalled connector #1	PV19C
LS2		
2000	Driver's Side, Use preinstalled connector #1	PV19C
	Passenger's Side, Use preinstalled connector #1	PV19C
LW1		
2000	Driver's Side, Use preinstalled connector #1	PV19C
	Passenger's Side, Use preinstalled connector #1	PV19C
LW2		
2000	Driver's Side, Use preinstalled connector #1	PV19C
	Passenger's Side, Use preinstalled connector #1	PV19C
LW200		
2003-01	Driver's Side, Use preinstalled connector #1	PV19C
	Passenger's Side, Use preinstalled connector #1	PV19C
	Rear	PVR131
LW300		
2003-01	Driver's Side, Use preinstalled connector #1	PV19C
	Passenger's Side, Use preinstalled connector #1	PV19C
	Rear	PVR131
Outlook		
2010-07	Driver's Side, Use connector #2	PV24C
	Passenger's Side, Use connector #2	PV21C
	Rear	PVRC121
Relay		
2007-05	Driver's Side, Use preinstalled connector #1	PV24C
	Passenger's Side, Use preinstalled connector #1	PV22C
SC		
1992-91	Driver's Side, Use preinstalled connector #1	PV22C
	Passenger's Side, Use preinstalled connector #1	PV21C
SC1		

		Perfect View
2002-93	Driver's Side, Use preinstalled connector #1	PV22C
	Passenger's Side, Use preinstalled connector #1	PV21C
SC2		
2002-93	Driver's Side, Use preinstalled connector #1	PV22C
	Passenger's Side, Use preinstalled connector #1	PV21C
SL		
2002-91	Driver's Side, Use preinstalled connector #1	PV22C
	Passenger's Side, Use preinstalled connector #1	PV21C
SL1		
2002-91	Driver's Side, Use preinstalled connector #1	PV22C
	Passenger's Side, Use preinstalled connector #1	PV21C
SL2		
2002-91	Driver's Side, Use preinstalled connector #1	PV22C
	Passenger's Side, Use preinstalled connector #1	PV21C
SW1		
1999-93	Driver's Side, Use preinstalled connector #1	PV22C
	Passenger's Side, Use preinstalled connector #1	PV21C
SW2		
2001-93	Driver's Side, Use preinstalled connector #1	PV22C
	Passenger's Side, Use preinstalled connector #1	PV21C
Sky		
2010-07	Driver's Side, Use preinstalled connector #1	PV16C
	Passenger's Side, Use preinstalled connector #1	PV22C
Vue		
2007-02	Passenger's Side, Use preinstalled connector #1	PV19C
	Rear	PVR10A
2010-02	Driver's Side, Use preinstalled connector #1	PV24C
2010-08	Passenger's Side, Use preinstalled connector #1	PV16C
Scion		
FR-S		
2016-13	Driver's Side, Use preinstalled connector #1	PV22C
	Passenger's Side, Use preinstalled connector #1	PV20C
iA		
2016	Driver's Side, Use preinstalled connector #1	PV22C
	Passenger's Side, Use preinstalled connector #1	PV17C
iM		
2016	Driver's Side, Use preinstalled connector #1	PV26C
	Passenger's Side, Use preinstalled connector #1	PV16C
iQ		
2014-12	Rear	PVRC11


*13 Remove plastic guide from wiper arm


*20 Wiper blade slightly shorter than original part

		Perfect View
2015-12	Driver's Side, Use preinstalled connector #1	PV24C
	Passenger's Side, Use preinstalled connector #1	PV18C
tC		
2010-05	Driver's Side, Use preinstalled connector #1	PV26C
	Passenger's Side, Use preinstalled connector #1	PV16C
2016-11	Driver's Side, Use preinstalled connector #1	PV24C
	Passenger's Side, Use preinstalled connector #1	PV18C
xA		
2006-04	Driver's Side, Use preinstalled connector #1	PV24C
	Passenger's Side, Use preinstalled connector #1	PV16C
	Rear	PVRC12
xB		
2006-04	Driver's Side, Use preinstalled connector #1	PV20C
2014-08	Rear	PVRC14
2015-04	Passenger's Side, Use preinstalled connector #1	PV20C
2015-08	Driver's Side, Use preinstalled connector #1	PV22C
xD		
2014-08	Driver's Side, Use preinstalled connector #1	PV26C
	Passenger's Side, Use preinstalled connector #1	PV13C
Smart		
Fortwo		
2006-05	Driver's Side, Use preinstalled connector #1	PV24C
	Passenger's Side, Use preinstalled connector #1	PV22C
2014-07	Driver's Side, Use connector #2	PV24C
	Passenger's Side, Use connector #2	PV22C
2015	Convertible, Coupe Driver's Side, Use connector #2	PV24C
	Convertible, Coupe Passenger's Side, Use connector #2	PV22C
Sterling		
825		
1988-87	Driver's Side, Use preinstalled connector #1	PV19C
	Passenger's Side, Use preinstalled connector #1	PV19C
827		
1991-89	Driver's Side, Use preinstalled connector #1	PV19C
	Passenger's Side, Use preinstalled connector #1	PV19C
Subaru		
Ascent		
2024-19	Driver's Side, Use connector #6	PV26C
	Passenger's Side, Use connector #6	PV20C
	Rear	PVRC14
B9 Tribeca		
2007-06	Rear	PVRC14
BRZ		


		Perfect View
2023-13	Driver's Side, Use preinstalled connector #1	PV22C
	Passenger's Side, Use preinstalled connector #1	PV20C
Baja		
2006-03	Driver's Side, Use preinstalled connector #1	PV22C
	Passenger's Side, Use preinstalled connector #1	PV20C
Brat		
1979-78	Driver's Side, Use preinstalled connector #1	PV13C
	Passenger's Side, Use preinstalled connector #1	PV13C
1981-80	Driver's Side, Use preinstalled connector #1	PV17C
	Passenger's Side, Use preinstalled connector #1	PV17C
Crosstrek		
2017-16	Driver's Side, Use preinstalled connector #1	PV26C
	Passenger's Side, Use preinstalled connector #1	PV16C
2023-16	Rear	PVRC12
2024-18	Driver's Side, Use connector #6	PV26C
	Passenger's Side, Use connector #6	PV16C
DL		
1979-74	Driver's Side, Use preinstalled connector #1	PV13C
	Passenger's Side, Use preinstalled connector #1	PV13C
FE		
1979	Driver's Side, Use preinstalled connector #1	PV13C
	Passenger's Side, Use preinstalled connector #1	PV13C
Forester		
2003-98	Driver's Side, Use preinstalled connector #1	PV21C
2005-04	Rear	PVR16B
2008-04	Driver's Side, Use preinstalled connector #1	PV22C
2008-98	Passenger's Side, Use preinstalled connector #1	PV19C
2013-09	Driver's Side, Use preinstalled connector #1	PV24C
	Passenger's Side, Use preinstalled connector #1	PV18C
2018-14	Driver's Side, Use preinstalled connector #1	PV26C
	Passenger's Side, Use preinstalled connector #1	PV17C
2024-19	Driver's Side	PV26C
	Passenger's Side	PV17C
2025	Driver's Side, Use connector #6	PV26C
	Passenger's Side, Use connector #6	PV17C
2025-06	Rear	PVRC14
GF		
1979-75	Driver's Side, Use preinstalled connector #1	PV13C
	Passenger's Side, Use preinstalled connector #1	PV13C
GL		


*13 Remove plastic guide from wiper arm
*20 Wiper blade slightly shorter than original part

		Perfect View
1979-74	Driver's Side, Use preinstalled connector #1	PV13C
	Passenger's Side, Use preinstalled connector #1	PV13C
Impreza		
2001-93	Driver's Side, Use preinstalled connector #1	PV21C
	Passenger's Side, Use preinstalled connector #1	PV18C
2007-02	Driver's Side, Use preinstalled connector #1	PV22C
	Passenger's Side, Use preinstalled connector #1	PV17C
2007-05	Wagon Rear	PVRC14
2010-08	Driver's Side, Use preinstalled connector #1	PV24C
	Hatchback Rear	PVR16B
2011	Sedan Driver's Side, Use preinstalled connector #1	PV24C
	Hatchback Driver's Side, Use preinstalled connector #1	PV26C
2016-08	Passenger's Side, Use preinstalled connector #1	PV16C
2016-12	Driver's Side, Use preinstalled connector #1	PV26C
2022-11	Hatchback Rear	PVRC12
2023	Rear	PVRC12
2024-17	Driver's Side, Use connector #6	PV26C
	Passenger's Side, Use connector #6	PV16C
Justy		
1988-87	Driver's Side, Use preinstalled connector #1	PV17C
	Rear	PVR131
1990	Passenger's Side, Use preinstalled connector #1	PV16C
1995-87	Passenger's Side, Use preinstalled connector #1	PV17C
1995-89	Driver's Side, Use preinstalled connector #1	PV18C
Legacy		
1994-90	Driver's Side, Use preinstalled connector #1	PV20C
1999-95	Driver's Side, Use preinstalled connector #1	PV21C
2004-00	Driver's Side, Use preinstalled connector #1	PV22C
	Passenger's Side, Use preinstalled connector #1	PV20C
2008-05	Wagon Rear	PVRC14
2009-05	Driver's Side, Use preinstalled connector #1	PV24C
2009-90	Passenger's Side, Use preinstalled connector #1	PV18C
2014-95	Passenger's Side, Use preinstalled connector #1	PV19C
2019-10	Driver's Side, Use preinstalled connector #1	PV26C
2019-15	Passenger's Side, Use preinstalled connector #1	PV17C
2025-20	Driver's Side	PV26C
	Passenger's Side	PV18C
Outback		
2004-00	Driver's Side, Use preinstalled connector #1	PV22C
	Passenger's Side, Use preinstalled connector #1	PV20C
2007-05	Wagon Rear	PVRC14

		Perfect View
2009-05	Driver's Side, Use preinstalled connector #1	PV24C
	Passenger's Side, Use preinstalled connector #1	PV18C
2014-10	Passenger's Side, Use preinstalled connector #1	PV19C
2019-08	Rear	PVRC14
2019-10	Driver's Side, Use preinstalled connector #1	PV26C
2019-15	Passenger's Side, Use preinstalled connector #1	PV17C
2025-20	Driver's Side	PV26C
	Passenger's Side	PV18C
	Rear	PVR16B
SVX		
1997-92	Driver's Side, Use preinstalled connector #1	PV22C
	Passenger's Side, Use preinstalled connector #1	PV20C
Solterra		
2024-23	Passenger's Side, Use preinstalled connector #1	PV16C
2025	Passenger's Side, Use preinstalled connector #1	PV20C
2025-23	Driver's Side, Use preinstalled connector #1	PV26C
Tribeca		
2014-08	Rear	PVRC14
WRX		
2014-13	Hatchback, Sedan Driver's Side, Use preinstalled connector #1	PV26C
	Hatchback, Sedan Passenger's Side, Use preinstalled connector #1	PV16C
	Hatchback Rear	PVRC12
2021-15	Driver's Side, Use preinstalled connector #1	PV26C
	Passenger's Side, Use preinstalled connector #1	PV16C
2022	Driver's Side, Use connector #6	PV26C
	Passenger's Side, Use connector #6	PV16C
WRX STI		
2014-13	Hatchback, Sedan Driver's Side, Use preinstalled connector #1	PV26C
	Hatchback, Sedan Passenger's Side, Use preinstalled connector #1	PV16C
	Hatchback Rear	PVR16B
2021-15	Driver's Side, Use preinstalled connector #1	PV26C
	Passenger's Side, Use preinstalled connector #1	PV16C
XT		
1991-85	Driver's Side, Use preinstalled connector #1	PV22C
	Passenger's Side, Use preinstalled connector #1	PV22C
XV Crosstrek		
2015-13	Driver's Side, Use preinstalled connector #1	PV26C
	Passenger's Side, Use preinstalled connector #1	PV16C
	Rear	PVRC12
Suzuki		
Aerio		
2006-04	Wagon Rear	PVRC12


*13 Remove plastic guide from wiper arm
 *20 Wiper blade slightly shorter than original part

		Perfect View
2007-02	Driver's Side, Use preinstalled connector #1	PV22C
	Passenger's Side, Use preinstalled connector #1	PV18C
Equator		
2012-09	Driver's Side, Use preinstalled connector #1	PV24C
	Passenger's Side, Use preinstalled connector #1	PV18C
Esteem		
2002-95	Driver's Side, Use preinstalled connector #1	PV20C
	Passenger's Side, Use preinstalled connector #1	PV18C
2002-98	Wagon Rear	PVR131
Forenza		
2008-04	Driver's Side, Use preinstalled connector #1	PV22C
	Passenger's Side, Use preinstalled connector #1	PV19C
Grand Vitara		
2005	Rear	PVR131
2013-06	Rear	PVRC12
2013-99	Driver's Side, Use preinstalled connector #1	PV19C
	Passenger's Side, Use preinstalled connector #1	PV19C
Kizashi		
2013-10	Driver's Side, Use preinstalled connector #1	PV24C
	Passenger's Side, Use preinstalled connector #1	PV20C
LJ81		
1981	Driver's Side, Use preinstalled connector #1	PV22C
	Passenger's Side, Use preinstalled connector #1	PV19C
Reno		
2008-05	Driver's Side, Use preinstalled connector #1	PV22C
	Passenger's Side, Use preinstalled connector #1	PV19C
SA310		
1985	Driver's Side, Use preinstalled connector #1	PV13C
SJ410		
1985-80	Driver's Side, Use preinstalled connector #1	PV13C
	Passenger's Side, Use preinstalled connector #1	PV13C
SJ413		
1985	Driver's Side, Use preinstalled connector #1	PV13C
	Passenger's Side, Use preinstalled connector #1	PV13C
SX4		
2007	Rear	PVRC10
2013-07	Driver's Side, Use preinstalled connector #1	PV26C
	Passenger's Side, Use preinstalled connector #1	PV13C
2013-08	Hatchback Rear	PVRC10
SX4 Crossover		
2012	Driver's Side, Use preinstalled connector #1	PV26C
	Passenger's Side, Use preinstalled connector #1	PV13C
	Rear	PVRC10

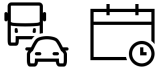
		Perfect View
Samurai		
1995-85	Driver's Side, Use preinstalled connector #1	PV13C
	Passenger's Side, Use preinstalled connector #1	PV13C
Sidekick		
1990-89	Driver's Side, Use preinstalled connector #1	PV17C
	Passenger's Side, Use preinstalled connector #1	PV17C
1998-91	Driver's Side, Use preinstalled connector #1	PV16C
	Passenger's Side, Use preinstalled connector #1	PV16C
Swift		
1994-89	Passenger's Side, Use preinstalled connector #1	PV18C
2001-89	Driver's Side, Use preinstalled connector #1	PV20C
2001-95	Passenger's Side, Use preinstalled connector #1	PV19C
Swift+		
2007-04	Driver's Side, Use preinstalled connector #1	PV22C
	Passenger's Side, Use preinstalled connector #1	PV19C
2010-08	Driver's Side, Use preinstalled connector #1	PV21C
	Passenger's Side, Use preinstalled connector #1	PV18C
Verona		
2006-04	Driver's Side, Use preinstalled connector #1	PV22C
	Passenger's Side, Use preinstalled connector #1	PV20C
Vitara		
2004-99	Driver's Side, Use preinstalled connector #1	PV18C
	Passenger's Side, Use preinstalled connector #1	PV18C
X-90		
1998-96	Driver's Side, Use preinstalled connector #1	PV16C
	Passenger's Side, Use preinstalled connector #1	PV18C
XL-7		
2006-02	Driver's Side, Use preinstalled connector #1	PV19C
2009-02	Passenger's Side, Use preinstalled connector #1	PV19C
2009-05	Rear	PVR131
2009-07	Driver's Side, Use preinstalled connector #1	PV24C
Tesla		
3		
2024-17	Driver's Side, Use connector #4	PV26C
	Passenger's Side, Use connector #4	PV19C
Roadster		
2011-08	Center, Use preinstalled connector #1	PV26C
S		
2020-12	Driver's Side, Use connector #2	PV28C
	Passenger's Side, Use connector #2	PV18C


*13 Remove plastic guide from wiper arm
 *20 Wiper blade slightly shorter than original part

		Perfect View
2024-21	Driver's Side, Use connector #4	PV26C
	Passenger's Side, Use connector #4	PV20C
X		
2024-21	Driver's Side, Use connector #4	PV26C
	Passenger's Side, Use connector #4	PV20C
Y		
2024-20	Driver's Side, Use connector #4	PV26C
	Passenger's Side, Use connector #4	PV20C
Toyota		
4Runner		
1998-93	Driver's Side, Use preinstalled connector #1	PV16C
	Passenger's Side, Use preinstalled connector #1	PV16C
2002-99	Driver's Side, Use preinstalled connector #1	PV17C
	Passenger's Side, Use preinstalled connector #1	PV17C
2009-03	Driver's Side, Use preinstalled connector #1	PV22C
2024-03	Passenger's Side, Use preinstalled connector #1	PV20C
2024-10	Driver's Side, Use preinstalled connector #1	PV24C
86		
2020-17	Driver's Side, Use preinstalled connector #1	PV22C
	Passenger's Side, Use preinstalled connector #1	PV20C
Avalon		
1999-95	Driver's Side, Use preinstalled connector #1	PV21C
	Passenger's Side, Use preinstalled connector #1	PV19C
2004-00	Driver's Side, Use preinstalled connector #1	PV24C
	Passenger's Side, Use preinstalled connector #1	PV17C
2012-05	Driver's Side, Use connector #2	PV26C
	Passenger's Side, Use connector #2	PV20C
2018-13	Passenger's Side, Use preinstalled connector #1	PV18C
2022-13	Driver's Side, Use preinstalled connector #1	PV26C
2022-19	Passenger's Side, Use preinstalled connector #1	PV20C
C-HR		
2022-18	Driver's Side, Use connector #6	PV26C
	Passenger's Side, Use connector #6	PV16C
	Rear	PVRC14
Camry		
1996-92	Wagon Rear	PVR131
2001-92	Driver's Side, Use preinstalled connector #1	PV21C
2006-92	Passenger's Side, Use preinstalled connector #1	PV19C
2011-02	Driver's Side, Use preinstalled connector #1	PV24C



		Perfect View
2017-12	Passenger's Side, Use preinstalled connector #1	PV18C
2024-07	Passenger's Side, Use preinstalled connector #1	PV20C
2024-12	Driver's Side, Use preinstalled connector #1	PV26C
2025	Driver's Side, Use connector #2	PV26C
	Passenger's Side, Use connector #2	PV20C
Celica		
1977-74	Driver's Side, Use preinstalled connector #1	PV15C
	Passenger's Side, Use preinstalled connector #1	PV15C
1999-94	Driver's Side, Use preinstalled connector #1	PV21C
	Passenger's Side, Use preinstalled connector #1	PV20C
2005-00	Driver's Side, Use preinstalled connector #1	PV26C
	Passenger's Side, Use preinstalled connector #1	PV16C
Corolla		
1977-74	Driver's Side, Use preinstalled connector #1	PV15C
	Passenger's Side, Use preinstalled connector #1	PV15C
1988-76	Hatchback Rear	PVR131
1992-74	Wagon Rear	PVR131
2001-93	Driver's Side, Use preinstalled connector #1	PV20C
2008-02	Driver's Side, Use preinstalled connector #1	PV24C
2008-93	Passenger's Side, Use preinstalled connector #1	PV18C
2018-09	Driver's Side, Use preinstalled connector #1	PV26C
	Passenger's Side, Use preinstalled connector #1	PV16C
2019	Sedan Driver's Side, Use preinstalled connector #1	PV26C
	Hatchback Driver's Side, Use preinstalled connector #1	PV28C
	Hatchback Passenger's Side, Use preinstalled connector #1	PV13C
2022-19	Sedan Passenger's Side, Use preinstalled connector #1	PV16C
	Hatchback Rear	PVRC12
2024-20	Driver's Side, Use preinstalled connector #1	PV28C
	Passenger's Side, Use preinstalled connector #1	PV13C
Corolla Cross		
2024-22	Driver's Side, Use preinstalled connector #1	PV24C
	Passenger's Side, Use preinstalled connector #1	PV16C
	Rear	PVRC10
Corolla iM		
2018-17	Driver's Side, Use preinstalled connector #1	PV26C
	Passenger's Side, Use preinstalled connector #1	PV16C
Corona		
1977-74	Driver's Side, Use preinstalled connector #1	PV15C
	Passenger's Side, Use preinstalled connector #1	PV15C



*13 Remove plastic guide from wiper arm
 *20 Wiper blade slightly shorter than original part

		Perfect View
Cressida		
1979-78	Driver's Side, Use preinstalled connector #1	PV16C
	Passenger's Side, Use preinstalled connector #1	PV16C
1987-81	Wagon Rear	PVR131
Crown		
2024	Driver's Side, Use preinstalled connector #1	PV26C
	Passenger's Side, Use preinstalled connector #1	PV18C
Echo		
2005-00	Driver's Side, Use preinstalled connector #1	PV22C
	Passenger's Side, Use preinstalled connector #1	PV13C
FJ Cruiser		
2014-07	Center, Use preinstalled connector #1	PV13C
	Driver's Side, Use preinstalled connector #1	PV16C
	Passenger's Side, Use preinstalled connector #1	PV13C
GR Corolla		
2024-23	Driver's Side, Use preinstalled connector #1	PV28C
	Passenger's Side, Use preinstalled connector #1	PV13C
GR Supra		
2023-20	Driver's Side, Use connector #2	PV22C
	Passenger's Side, Use connector #2	PV21C
2024	Hatchback Driver's Side, Use connector #2	PV22C
	Hatchback Passenger's Side, Use connector #2	PV21C
GR86		
2024-22	Driver's Side, Use preinstalled connector #1	PV22C
	Passenger's Side, Use preinstalled connector #1	PV20C
Grand Highlander		
2024	Driver's Side, Use preinstalled connector #1	PV26C
	Passenger's Side, Use preinstalled connector #1	PV20C
	Rear	PVRC12
Hi-Lux		
1974	Driver's Side, Use preinstalled connector #1	PV15C
	Passenger's Side, Use preinstalled connector #1	PV15C
Highlander		
2007-01	Driver's Side, Use preinstalled connector #1	PV22C
	Passenger's Side, Use preinstalled connector #1	PV19C
2019-01	Rear	PVRC12
2019-08	Passenger's Side, Use preinstalled connector #1	PV20C
2024-08	Driver's Side, Use preinstalled connector #1	PV26C
2024-20	Passenger's Side, Use preinstalled connector #1	PV18C
	Rear	PVRC10
Land Cruiser		

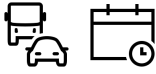
		Perfect View
1977-75	Driver's Side, Use preinstalled connector #1	PV15C
	Passenger's Side, Use preinstalled connector #1	PV15C
1990-83	Rear	PVR131
1997-93	Driver's Side, Use preinstalled connector #1	PV18C
	Passenger's Side, Use preinstalled connector #1	PV18C
1999-98	Driver's Side, Use preinstalled connector #1	PV20C
2021-00	Driver's Side, Use preinstalled connector #1	PV24C
	Passenger's Side, Use preinstalled connector #1	PV22C
2021-08	Rear	PVRC12
2024	Driver's Side, Use preinstalled connector #1	PV22C
2024-98	Passenger's Side, Use preinstalled connector #1	PV20C
MR2		
1995-93	Driver's Side, Use preinstalled connector #1	PV20C
	Passenger's Side, Use preinstalled connector #1	PV19C
MR2 Spyder		
2005-00	Driver's Side, Use preinstalled connector #1	PV20C
	Passenger's Side, Use preinstalled connector #1	PV19C
Mark II		
1976-74	Driver's Side, Use preinstalled connector #1	PV15C
	Passenger's Side, Use preinstalled connector #1	PV15C
Matrix		
2008-03	Driver's Side, Use preinstalled connector #1	PV21C
	Passenger's Side, Use preinstalled connector #1	PV18C
	Rear	PVRC11
2014-09	Driver's Side, Use preinstalled connector #1	PV26C
	Passenger's Side, Use preinstalled connector #1	PV17C
	Rear	PVRC12
Mirai		
2020-16	Driver's Side, Use connector #6	PV26C
	Passenger's Side, Use connector #6	PV20C
Paseo		
1999-92	Driver's Side, Use preinstalled connector #1	PV21C
	Passenger's Side, Use preinstalled connector #1	PV18C
Pickup		
1978-74	Driver's Side, Use preinstalled connector #1	PV15C
	Passenger's Side, Use preinstalled connector #1	PV15C
1995-93	Driver's Side, Use preinstalled connector #1	PV16C
	Passenger's Side, Use preinstalled connector #1	PV16C
Prius		


*13 Remove plastic guide from wiper arm
 *20 Wiper blade slightly shorter than original part

 		Perfect View
2003-01	Driver's Side, Use preinstalled connector #1	PV24C
	Passenger's Side, Use preinstalled connector #1	PV17C
2015-04	Driver's Side, Use preinstalled connector #1	PV26C
2015-10	Passenger's Side, Use preinstalled connector #1	PV19C
2022-04	Rear	PVR16A
2022-16	Driver's Side, Use connector #6	PV28C
	Passenger's Side, Use connector #6	PV15C
2024-04	Passenger's Side, Use preinstalled connector #1	PV18C
2024-23	Driver's Side, Use preinstalled connector #1	PV28C
Prius AWD-e		
2022-19	Driver's Side, Use connector #6	PV28C
	Passenger's Side, Use connector #6	PV15C
	Rear	PVR16A
Prius C		
2019-12	Driver's Side, Use preinstalled connector #1	PV28C
	Passenger's Side, Use preinstalled connector #1	PV13C
Prius Plug-In		
2015-12	Driver's Side, Use preinstalled connector #1	PV26C
	Passenger's Side, Use preinstalled connector #1	PV19C
	Rear	PVR16A
Prius Prime		
2022-17	Driver's Side, Use connector #6	PV28C
	Passenger's Side, Use connector #6	PV15C
	Rear	PVR16A
2024-23	Driver's Side, Use preinstalled connector #1	PV28C
	Passenger's Side, Use preinstalled connector #1	PV18C
Prius V		
2014-12	Rear	PVRC11
2018-12	Driver's Side, Use preinstalled connector #1	PV26C
	Passenger's Side, Use preinstalled connector #1	PV19C
RAV4		
2000-96	Driver's Side, Use preinstalled connector #1	PV20C
	Passenger's Side, Use preinstalled connector #1	PV20C
	Rear	PVR131
2005-01	Driver's Side, Use preinstalled connector #1	PV22C
	Passenger's Side, Use preinstalled connector #1	PV19C
2012-06	Driver's Side, Use preinstalled connector #1	PV24C
	Passenger's Side, Use preinstalled connector #1	PV17C
2018-13	Rear	PVRC10
2024-01	Rear	PVRC12


 		Perfect View
2024-13	Driver's Side, Use preinstalled connector #1	PV26C
	Passenger's Side, Use preinstalled connector #1	PV16C
RAV4 Prime		
2024-21	Driver's Side, Use preinstalled connector #1	PV26C
	Passenger's Side, Use preinstalled connector #1	PV16C
	Rear	PVRC12
Sequoia		
2007-01	Driver's Side, Use preinstalled connector #1	PV19C
	Passenger's Side, Use preinstalled connector #1	PV19C
2022-08	Driver's Side, Use connector #2	PV26C
	Passenger's Side, Use connector #2	PV22C
2024-23	Driver's Side, Use connector #2	PV24C
	Passenger's Side, Use connector #2	PV24C
	Rear	PVRC10
Sienna		
2003-98	Driver's Side, Use preinstalled connector #1	PV24C
	Passenger's Side, Use preinstalled connector #1	PV18C
2010-04	Passenger's Side, Use preinstalled connector #1	PV19C
2016-04	Mini Passenger Van	PVR16A
2020-11	Driver's Side, Use preinstalled connector #1	PV28C
	Rear	PVR16A
2024-04	Driver's Side, Use preinstalled connector #1	PV26C
2024-11	Passenger's Side, Use preinstalled connector #1	PV20C
2024-21	Rear	PVRC12
Solara		
2003-99	Driver's Side, Use preinstalled connector #1	PV22C
	Passenger's Side, Use preinstalled connector #1	PV21C
2008-04	Driver's Side, Use preinstalled connector #1	PV24C
	Convertible, Coupe	Passenger's Side, Use preinstalled connector #1
Starlet		
1984-81	Driver's Side, Use preinstalled connector #1	PV16C
	Passenger's Side, Use preinstalled connector #1	PV16C
Supra		
1998-94	Driver's Side, Use preinstalled connector #1	PV21C
	Passenger's Side, Use preinstalled connector #1	PV19C
T100		
1998-93	Driver's Side, Use preinstalled connector #1	PV19C
	Passenger's Side, Use preinstalled connector #1	PV19C
Tacoma		


*13 Remove plastic guide from wiper arm
 *20 Wiper blade slightly shorter than original part

		Perfect View
1998-95	Driver's Side, Use preinstalled connector #1	PV16C
	Passenger's Side, Use preinstalled connector #1	PV16C
2004-99	Driver's Side, Use preinstalled connector #1	PV17C
	Passenger's Side, Use preinstalled connector #1	PV17C
2015-05	Passenger's Side, Use preinstalled connector #1	PV21C
2023-05	Driver's Side, Use preinstalled connector #1	PV22C
2023-16	Passenger's Side, Use preinstalled connector #1	PV20C
2024	Driver's Side, Use connector #2	PV24C
	Passenger's Side, Use connector #2	PV20C
Tercel		
1982-80	Driver's Side, Use preinstalled connector #1	PV15C
	Passenger's Side, Use preinstalled connector #1	PV15C
1987	Hatchback Rear	PVR131
1999-91	Driver's Side, Use preinstalled connector #1	PV18C
	Passenger's Side, Use preinstalled connector #1	PV18C
Tundra		
2006-00	Driver's Side, Use preinstalled connector #1	PV19C
	Passenger's Side, Use preinstalled connector #1	PV19C
2019-07	Passenger's Side, Use connector #2	PV22C
2021-07	Driver's Side, Use connector #2	PV26C
2024-20	Passenger's Side, Use connector #2	PV24C
2024-22	Driver's Side, Use connector #2	PV24C
Venza		
2016-09	Passenger's Side, Use preinstalled connector #1	PV22C
	Rear	PVRC12
2024-09	Driver's Side, Use preinstalled connector #1	PV26C
2024-21	Passenger's Side, Use preinstalled connector #1	PV16C
	Rear	PVRC14
Yaris		
2006	Rear	PVRC12
2011-06	Driver's Side, Use preinstalled connector #1	PV26C
	Passenger's Side, Use preinstalled connector #1	PV13C
2012	Sedan	Driver's Side, Use preinstalled connector #1 PV26C
2018-12	Sedan	Passenger's Side, Use preinstalled connector #1 PV13C
2018-16	Sedan	Driver's Side, Use preinstalled connector #1 PV24C
2019	Sedan	Driver's Side, Use preinstalled connector #1 PV22C
	Sedan	Passenger's Side, Use preinstalled connector #1 PV17C
2019-07	Hatchback	Rear PVRC12


		Perfect View
2020	Driver's Side, Use preinstalled connector #1	PV22C
	Passenger's Side, Use preinstalled connector #1	PV17C
	Hatchback Rear	PVRC14
Yaris iA		
2018-17	Driver's Side, Use preinstalled connector #1	PV22C
	Passenger's Side, Use preinstalled connector #1	PV17C
b24X		
2024-23	Driver's Side, Use preinstalled connector #1	PV26C
	Passenger's Side, Use preinstalled connector #1	PV16C
Triumph Spitfire		
1980-74	Driver's Side, Use preinstalled connector #1	PV13C
	Passenger's Side, Use preinstalled connector #1	PV13C
Volkswagen		
412		
1974	Driver's Side, Use preinstalled connector #1	PV16C
	Passenger's Side, Use preinstalled connector #1	PV16C
Arteon		
2023-19	Driver's Side, Use connector #4	PV26C
	Passenger's Side, Use connector #4	PV19C
Atlas		
2024-18	Driver's Side, Use connector #4	PV26C
	Passenger's Side, Use connector #4	PV22C
Atlas Cross Sport		
2024-20	Driver's Side, Use connector #4	PV26C
	Passenger's Side, Use connector #4	PV22C
Beetle		
1979	Driver's Side, Use preinstalled connector #1	PV15C
	Passenger's Side, Use preinstalled connector #1	PV15C
2018	Convertible	Passenger's Side, Use connector #4 PV21C
	Hatchback	Passenger's Side, Use connector #4 PV22C
2019-12	Driver's Side, Use connector #4	PV21C
	Passenger's Side, Use connector #4	PV21C
CC		
2012-09	Driver's Side, Use connector #2	PV24C
	Passenger's Side, Use connector #2	PV19C
2017-13	Driver's Side, Use connector #4	PV24C
	Passenger's Side, Use connector #4	PV19C
Cabrio		


*13 Remove plastic guide from wiper arm
*20 Wiper blade slightly shorter than original part

		Perfect View
2002-95	Driver's Side, Use preinstalled connector #1	PV21C
	Passenger's Side, Use preinstalled connector #1	PV19C
Cabriolet		
1993-85	Driver's Side, Use preinstalled connector #1	PV16C
	Passenger's Side, Use preinstalled connector #1	PV16C
Campmobile		
1974	Driver's Side, Use preinstalled connector #1	PV16C
	Passenger's Side, Use preinstalled connector #1	PV16C
Corrado		
1995-90	Driver's Side, Use preinstalled connector #1	PV19C
	Passenger's Side, Use preinstalled connector #1	PV19C
Dasher		
1981-74	Driver's Side, Use preinstalled connector #1	PV16C
	Passenger's Side, Use preinstalled connector #1	PV16C
Eos		
2016-07	Driver's Side, Use connector #2	PV24C
	Passenger's Side, Use connector #2	PV19C
EuroVan		
1999-92	Driver's Side, Use preinstalled connector #1	PV21C
	Passenger's Side, Use preinstalled connector #1	PV21C
2003-00	Standard Passenger Van, Van Camper	Driver's Side, Use preinstalled connector #1
	Standard Passenger Van, Van Camper	Passenger's Side, Use preinstalled connector #1
Fox		
1993-87	Driver's Side, Use preinstalled connector #1	PV18C
	Passenger's Side, Use preinstalled connector #1	PV18C
GTI		
2007-06	Rear	PVRC13
2014-06	Driver's Side, Use connector #2	PV24C
	Passenger's Side, Use connector #2	PV19C
2024-15	Driver's Side, Use connector #4	PV26C
	Passenger's Side, Use connector #4	PV18C
Golf		
1992-85	Driver's Side, Use preinstalled connector #1	PV16C
	Passenger's Side, Use preinstalled connector #1	PV16C
2006-93	Driver's Side, Use preinstalled connector #1	PV21C
	Passenger's Side, Use preinstalled connector #1	PV19C
	Rear	PVR131


		Perfect View
2014-10	Driver's Side, Use connector #2	PV24C
	Passenger's Side, Use connector #2	PV19C
2021-15	Driver's Side, Use connector #4	PV26C
	Passenger's Side, Use connector #4	PV18C
Golf Alltrack		
2019-17	Driver's Side, Use connector #4	PV26C
	Passenger's Side, Use connector #4	PV18C
Golf City		
2010-07	Driver's Side, Use preinstalled connector #1	PV21C
	Passenger's Side, Use preinstalled connector #1	PV19C
Golf R		
2013-12	Driver's Side, Use connector #2	PV24C
	Passenger's Side, Use connector #2	PV19C
2024-15	Driver's Side, Use connector #4	PV26C
	Passenger's Side, Use connector #4	PV18C
Golf SportWagen		
2019-15	Driver's Side, Use connector #4	PV26C
	Passenger's Side, Use connector #4	PV18C
ID.4		
2024-21	Driver's Side, Use connector #2	PV28C
	Passenger's Side, Use connector #2	PV18C
Jetta		
1992-80	Driver's Side, Use preinstalled connector #1	PV16C
	Passenger's Side, Use preinstalled connector #1	PV16C
2004-93	Driver's Side, Use preinstalled connector #1	PV21C
2005	Driver's Side, Use preinstalled connector #1	PV24C
2005-93	Passenger's Side, Use preinstalled connector #1	PV19C
	Sedan	Driver's Side, Use connector #2
2006	Sedan	Driver's Side, Use preinstalled connector #1
	Sedan	Passenger's Side, Use connector #2
	Sedan	Passenger's Side, Use preinstalled connector #1
2010-07	Passenger's Side, Use connector #2	PV19C
2011	Sedan	Driver's Side, Use connector #4
	Sedan	Passenger's Side, Use connector #4
2011-06	Wagon	Driver's Side, Use connector #2
	Wagon	Passenger's Side, Use connector #2
2014-08	Wagon	Rear
2018-12	Wagon	Passenger's Side, Use connector #4


*13 Remove plastic guide from wiper arm
 *20 Wiper blade slightly shorter than original part

		Perfect View
2023-12	Driver's Side, Use connector #4	PV24C
2023-19	Passenger's Side, Use connector #4	PV20C
2024	Passenger's Side, Use connector #2	PV20C
2024-07	Driver's Side, Use connector #2	PV24C
Jetta City		
2009-07	Driver's Side, Use preinstalled connector #1	PV24C
	Passenger's Side, Use preinstalled connector #1	PV19C
Karmann Ghia		
1974	Driver's Side, Use preinstalled connector #1	PV13C
	Passenger's Side, Use preinstalled connector #1	PV13C
Passat		
1995-90	Passenger's Side, Use preinstalled connector #1	PV21C
2005-02	Passenger's Side, Use preinstalled connector #1	PV19C
2005-90	Driver's Side, Use preinstalled connector #1	PV21C
2010-05 Wagon	Rear	PVRC11
2010-06	Driver's Side, Use connector #2	PV24C
	Passenger's Side, Use connector #2	PV19C
2015-12	Driver's Side, Use connector #4	PV24C
2022-12	Passenger's Side, Use connector #4	PV19C
2022-16	Driver's Side, Use connector #4	PV26C
Passat CC		
2010-09	Driver's Side, Use connector #2	PV24C
	Passenger's Side, Use connector #2	PV19C
Phaeton		
2006-04	Driver's Side, Use preinstalled connector #1	PV24C
	Passenger's Side, Use preinstalled connector #1	PV21C
Quantum		
1988-82	Driver's Side, Use preinstalled connector #1	PV18C
	Passenger's Side, Use preinstalled connector #1	PV18C
	Wagon Rear	PVR131
R32		
2004	Driver's Side, Use preinstalled connector #1	PV21C
	Passenger's Side, Use preinstalled connector #1	PV19C
	Rear	PVR131
2008	Driver's Side, Use connector #2	PV24C
	Passenger's Side, Use connector #2	PV19C
	Rear	PVRC13
Rabbit		
1984-75	Driver's Side, Use preinstalled connector #1	PV16C
	Passenger's Side, Use preinstalled connector #1	PV16C


		Perfect View
2009-06	Driver's Side, Use connector #2	PV24C
	Passenger's Side, Use connector #2	PV19C
	Rear	PVRC13
Rabbit Convertible		
1984-80	Driver's Side, Use preinstalled connector #1	PV16C
	Passenger's Side, Use preinstalled connector #1	PV16C
Rabbit Pickup		
1983-80	Driver's Side, Use preinstalled connector #1	PV16C
	Passenger's Side, Use preinstalled connector #1	PV16C
Routan		
2014-09	Driver's Side, Use preinstalled connector #1	PV26C
	Passenger's Side, Use preinstalled connector #1	PV20C
Scirocco		
1981-75	Driver's Side, Use preinstalled connector #1	PV17C
	Passenger's Side, Use preinstalled connector #1	PV17C
1988	Passenger's Side, Use preinstalled connector #1	PV18C
1989-82	Driver's Side, Use preinstalled connector #1	PV19C
	Passenger's Side, Use preinstalled connector #1	PV19C
Super Beetle		
1980-79	Driver's Side, Use preinstalled connector #1	PV15C
	Passenger's Side, Use preinstalled connector #1	PV15C
Taos		
2024-22	Driver's Side, Use connector #2	PV26C
	Passenger's Side, Use connector #2	PV18C
Thing		
1974	Driver's Side, Use preinstalled connector #1	PV16C
	Passenger's Side, Use preinstalled connector #1	PV16C
Tiguan		
2017-09	Driver's Side, Use connector #2	PV24C
	Passenger's Side, Use connector #2	PV21C
	Rear	PVRC13
2024-18	Driver's Side, Use connector #4	PV26C
	Passenger's Side, Use connector #4	PV22C
	Rear	PVRC15
Tiguan Limited		
2018-17	Driver's Side, Use connector #4	PV26C
	Passenger's Side, Use connector #4	PV22C
	Rear	PVRC15
Touareg		
2010-04	Rear	PVRC13
2014-11	Rear	PVRC15


*13 Remove plastic guide from wiper arm
*20 Wiper blade slightly shorter than original part

		Perfect View	
2017-08	Driver's Side, Use preinstalled connector #1	PV26C	
	Passenger's Side, Use preinstalled connector #1	PV26C	
Transporter			
1993-92	Driver's Side, Use preinstalled connector #1	PV21C	
	Passenger's Side, Use preinstalled connector #1	PV21C	
1994-74	Driver's Side, Use preinstalled connector #1	PV16C	
	Passenger's Side, Use preinstalled connector #1	PV16C	
Vanagon			
1991-80	Driver's Side, Use preinstalled connector #1	PV18C	
	Passenger's Side, Use preinstalled connector #1	PV18C	
e-Golf			
2020-15	Driver's Side, Use connector #4	PV26C	
	Passenger's Side, Use connector #4	PV18C	
Volvo			
142			
1974	Driver's Side, Use preinstalled connector #1	PV16C	
	Passenger's Side, Use preinstalled connector #1	PV16C	
144			
1974	Driver's Side, Use preinstalled connector #1	PV16C	
	Passenger's Side, Use preinstalled connector #1	PV16C	
145			
1974	Driver's Side, Use preinstalled connector #1	PV16C	
	Passenger's Side, Use preinstalled connector #1	PV16C	
164			
1975-74	Driver's Side, Use preinstalled connector #1	PV16C	
	Passenger's Side, Use preinstalled connector #1	PV16C	
240			
1990	Wagon	Driver's Side, Use preinstalled connector #1	PV16C
	Sedan	Driver's Side, Use preinstalled connector #1	PV17C
	Wagon	Passenger's Side, Use preinstalled connector #1	PV16C
	Sedan	Passenger's Side, Use preinstalled connector #1	PV17C
1993-91	Driver's Side, Use preinstalled connector #1	PV17C	
	Passenger's Side, Use preinstalled connector #1	PV17C	
242			
1984-75	Driver's Side, Use preinstalled connector #1	PV16C	
	Passenger's Side, Use preinstalled connector #1	PV16C	
244			
1989-75	Driver's Side, Use preinstalled connector #1	PV16C	
	Passenger's Side, Use preinstalled connector #1	PV16C	
245			


		Perfect View	
1985-75	Rear	PVR131	
1989-75	Driver's Side, Use preinstalled connector #1	PV16C	
	Passenger's Side, Use preinstalled connector #1	PV16C	
262			
1979	Driver's Side, Use preinstalled connector #1	PV16C	
	Passenger's Side, Use preinstalled connector #1	PV16C	
264			
1982-77	Driver's Side, Use preinstalled connector #1	PV16C	
	Passenger's Side, Use preinstalled connector #1	PV16C	
265			
1981-76	Rear	PVR131	
1981-77	Driver's Side, Use preinstalled connector #1	PV16C	
	Passenger's Side, Use preinstalled connector #1	PV16C	
740			
1992-85	Driver's Side, Use preinstalled connector #1	PV20C	
	Passenger's Side, Use preinstalled connector #1	PV20C	
1992-86	Wagon Rear	PVR131	
745			
1985	Driver's Side, Use preinstalled connector #1	PV20C	
	Passenger's Side, Use preinstalled connector #1	PV20C	
1985	Rear	PVR131	
	760		
1986-84	Driver's Side, Use preinstalled connector #1	PV20C	
	Passenger's Side, Use preinstalled connector #1	PV20C	
1987-83	Driver's Side, Use preinstalled connector #1	PV19C	
	Passenger's Side, Use preinstalled connector #1	PV19C	
1988	Wagon	Driver's Side, Use preinstalled connector #1	PV19C
	Sedan	Driver's Side, Use preinstalled connector #1	PV20C
	Wagon	Passenger's Side, Use preinstalled connector #1	PV19C
1990-89	Sedan	Passenger's Side, Use preinstalled connector #1	PV20C
	Driver's Side, Use preinstalled connector #1	PV21C	
1990-89	Passenger's Side, Use preinstalled connector #1	PV21C	
	780		
1991-87	Driver's Side, Use preinstalled connector #1	PV20C	
	Passenger's Side, Use preinstalled connector #1	PV20C	
850			
1997-93	Driver's Side, Use preinstalled connector #1	PV21C	
	Passenger's Side, Use preinstalled connector #1	PV21C	
940			
1995-91	Driver's Side, Use preinstalled connector #1	PV20C	
	Passenger's Side, Use preinstalled connector #1	PV20C	


*13 Remove plastic guide from wiper arm
 *20 Wiper blade slightly shorter than original part

		Perfect View
960		
1997-92	Driver's Side, Use preinstalled connector #1	PV21C
	Passenger's Side, Use preinstalled connector #1	PV21C
	Wagon Rear	PVR131
C30		
2013-07	Driver's Side, Use connector #2	PV26C
	Passenger's Side, Use connector #2	PV20C
C70		
2004-98	Driver's Side, Use preinstalled connector #1	PV21C
	Passenger's Side, Use preinstalled connector #1	PV21C
2013-06	Driver's Side, Use connector #2	PV26C
	Passenger's Side, Use connector #2	PV19C
DL		
1984	Driver's Side, Use preinstalled connector #1	PV16C
	Passenger's Side, Use preinstalled connector #1	PV16C
GLE		
1984	Driver's Side, Use preinstalled connector #1	PV16C
	Passenger's Side, Use preinstalled connector #1	PV16C
S40		
2004-00	Driver's Side, Use preinstalled connector #1	PV20C
2005	Driver's Side, Use preinstalled connector #1	PV26C
2005-00	Passenger's Side, Use preinstalled connector #1	PV20C
2011-06	Driver's Side, Use connector #2	PV26C
	Passenger's Side, Use connector #2	PV20C
S60		
2009-04	Driver's Side, Use connector #2	PV24C
	Passenger's Side, Use connector #2	PV21C
2018-11	Driver's Side, Use connector #2	PV26C
	Passenger's Side, Use connector #2	PV20C
S60 Cross Country		
2018-16	Driver's Side, Use connector #2	PV26C
	Passenger's Side, Use connector #2	PV20C
S70		
2000-98	Driver's Side, Use preinstalled connector #1	PV21C
	Passenger's Side, Use preinstalled connector #1	PV21C
S80		
2004	Passenger's Side, Use connector #2	PV22C
2006-04	Driver's Side, Use connector #2	PV24C
2006-05	Passenger's Side, Use connector #2	PV21C

		Perfect View
2016-07	Driver's Side, Use connector #2	PV26C
	Passenger's Side, Use connector #2	PV20C
S90		
1998-97	Driver's Side, Use preinstalled connector #1	PV21C
	Passenger's Side, Use preinstalled connector #1	PV21C
2024-17	Driver's Side, Use connector #4	PV24C
	Passenger's Side, Use connector #4	PV20C
V40		
2003-00	Driver's Side, Use preinstalled connector #1	PV21C
2004	Driver's Side, Use preinstalled connector #1	PV26C
2004-00	Passenger's Side, Use preinstalled connector #1	PV20C
V50		
2006-05	Driver's Side, Use preinstalled connector #1	PV26C
	Passenger's Side, Use preinstalled connector #1	PV20C
2011-07	Driver's Side, Use connector #2	PV26C
	Passenger's Side, Use connector #2	PV20C
V60		
2017-15	Driver's Side, Use connector #2	PV26C
	Passenger's Side, Use connector #2	PV20C
	Rear	PVRC121
V60 Cross Country		
2018-15	Driver's Side, Use connector #2	PV26C
	Passenger's Side, Use connector #2	PV20C
	Rear	PVRC121
V70		
2000-98	Driver's Side, Use preinstalled connector #1	PV21C
	Passenger's Side, Use preinstalled connector #1	PV21C
2007-05	Driver's Side, Use connector #2	PV24C
	Passenger's Side, Use connector #2	PV22C
2010-08	Driver's Side, Use connector #2	PV26C
	Passenger's Side, Use connector #2	PV20C
	Rear	PVRC13
V90		
1998-97	Driver's Side, Use preinstalled connector #1	PV21C
	Passenger's Side, Use preinstalled connector #1	PV21C
2021-18	Driver's Side, Use connector #4	PV24C
	Passenger's Side, Use connector #4	PV20C
V90 Cross Country		
2024-17	Driver's Side, Use connector #4	PV24C
	Passenger's Side, Use connector #4	PV20C

*13 Remove plastic guide from wiper arm
 *20 Wiper blade slightly shorter than original part

		Perfect View
XC40		
2011-10	Driver's Side, Use connector #4	PV24C
2024-19	Passenger's Side, Use connector #4	PV20C
	Rear	PVRC13
XC40 Recharge		
2024-21	Driver's Side, Use connector #4	PV24C
2024-21	Passenger's Side, Use connector #4	PV20C
	Rear	PVRC13
XC60		
2011-10	Rear	PVRC15
2017-10	Driver's Side, Use connector #2	PV26C
	Passenger's Side, Use connector #2	PV20C
2017-12	Rear	PVRC14
2024-18	Rear	PVRC13
XC70		
2007-05	Driver's Side, Use connector #2	PV24C
	Passenger's Side, Use connector #2	PV22C
2016-08	Driver's Side, Use connector #2	PV26C
	Passenger's Side, Use connector #2	PV20C
	Rear	PVRC13
XC90		
2004-03	Driver's Side, Use preinstalled connector #1	PV24C
	Passenger's Side, Use preinstalled connector #1	PV22C
2010-07	Rear	PVRC15
2014-05	Driver's Side, Use connector #2	PV24C
	Passenger's Side, Use connector #2	PV21C
2014-11	Rear	PVRC14
2024-16	Driver's Side, Use connector #4	PV24C
	Passenger's Side, Use connector #4	PV20C
Workhorse		
FasTrack FT1061		
2005-02	Driver's Side, Use preinstalled connector #1	PV16C
	Passenger's Side, Use preinstalled connector #1	PV16C
FasTrack FT1260		
2001-00	Driver's Side, Use preinstalled connector #1	PV16C
	Passenger's Side, Use preinstalled connector #1	PV16C
FasTrack FT1261		
2005-02	Driver's Side, Use preinstalled connector #1	PV16C
	Passenger's Side, Use preinstalled connector #1	PV16C
FasTrack FT1460		
2002-00	Driver's Side, Use preinstalled connector #1	PV16C
	Passenger's Side, Use preinstalled connector #1	PV16C
FasTrack FT1461		


		Perfect View
2005-02	Driver's Side, Use preinstalled connector #1	PV16C
	Passenger's Side, Use preinstalled connector #1	PV16C
FasTrack FT1600		
2001-00	Driver's Side, Use preinstalled connector #1	PV16C
	Passenger's Side, Use preinstalled connector #1	PV16C
FasTrack FT1601		
2005-02	Driver's Side, Use preinstalled connector #1	PV16C
	Passenger's Side, Use preinstalled connector #1	PV16C
FasTrack FT1800		
2001-00	Driver's Side, Use preinstalled connector #1	PV16C
	Passenger's Side, Use preinstalled connector #1	PV16C
FasTrack FT1801		
2005-02	Driver's Side, Use preinstalled connector #1	PV16C
	Passenger's Side, Use preinstalled connector #1	PV16C
FasTrack FT1802		
2003-02	Driver's Side, Use preinstalled connector #1	PV16C
	Passenger's Side, Use preinstalled connector #1	PV16C
FasTrack FT931		
2003-02	Driver's Side, Use preinstalled connector #1	PV16C
	Passenger's Side, Use preinstalled connector #1	PV16C
P30		
2005-00	Driver's Side, Use preinstalled connector #1	PV16C
	Passenger's Side, Use preinstalled connector #1	PV16C
Yugo		
Cabrio		
1992-90	Driver's Side, Use preinstalled connector #1	PV16C
	Passenger's Side, Use preinstalled connector #1	PV16C
GV		
1992-86	Driver's Side, Use preinstalled connector #1	PV16C
	Passenger's Side, Use preinstalled connector #1	PV16C
	Rear	PVR131
GVL		
1989-88	Driver's Side, Use preinstalled connector #1	PV16C
	Passenger's Side, Use preinstalled connector #1	PV16C
	Rear	PVR131
GVS		
1988	Driver's Side, Use preinstalled connector #1	PV16C
	Passenger's Side, Use preinstalled connector #1	PV16C
	Rear	PVR131
GVX		

*13 Remove plastic guide from wiper arm

*20 Wiper blade slightly shorter than original part

 **BOSCH** Wiper Blades

Cars, Trucks & Vans

		Perfect View
1989-87	Driver's Side, Use preinstalled connector #1	PV16C
	Passenger's Side, Use preinstalled connector #1	PV16C
	Rear	PVR131

*13 Remove plastic guide from wiper arm
 *20 Wiper blade slightly shorter than original part

PERFECT VIEW™

Product Range

P/N	Length	Connection Type	% Coverage
PV13C	13	Hook, Pin, Side Lock, Pinch Tab, Top Lock (Large, Narrow, Denso)	1.7%
PV15C	15	Hook, Pin, Side Lock, Pinch Tab, Top Lock (Large, Narrow, Denso)	1.3%
PV16C	16	Hook, Pin, Side Lock, Pinch Tab, Top Lock (Large, Narrow, Denso)	5.4%
PV17C	17	Hook, Pin, Side Lock, Pinch Tab, Top Lock (Large, Narrow, Denso)	3.5%
PV18C	18	Hook, Pin, Side Lock, Pinch Tab, Top Lock (Large, Narrow, Denso)	9.9%
PV19C	19	Hook, Pin, Side Lock, Pinch Tab, Top Lock (Large, Narrow, Denso)	5.4%
PV20C	20	Hook, Pin, Side Lock, Pinch Tab, Top Lock (Large, Narrow, Denso)	11.3%
PV21C	21	Hook, Pin, Side Lock, Pinch Tab, Top Lock (Large, Narrow, Denso)	4.8%
PV22C	22	Hook, Pin, Side Lock, Pinch Tab, Top Lock (Large, Narrow, Denso)	22.8%
PV24C	24	Hook, Pin, Side Lock, Pinch Tab, Top Lock (Large, Narrow, Denso)	11.3%
PV26C	26	Hook, Pin, Side Lock, Pinch Tab, Top Lock (Large, Narrow, Denso)	14.2%
PV28C	28	Hook, Pin, Side Lock, Pinch Tab, Top Lock (Large, Narrow, Denso)	4.4%
Total			96.0%



Aftermarket Auto Parts Alliance is comprised of over 50-independent shareholders who offer a wide array of quality auto products with one main focus ... SERVICE.

The Auto Value and Bumper to Bumper warehouses, parts stores, and certified service centers are found internationally across the US, Canada, and Mexico, and even into Europe. With over 1.9 million parts and accessories, we have the part you want and the service you deserve!



PerfectView supplied by Robert Bosch LLC for the members of
Aftermarket Auto Parts Alliance